



EXPLORE WEST JAPAN ALL PASS

All Pass Price

Adults:
21,000 yen

Valid for **4 days**

Included in the All Pass

JR ticket

Kansai-Airport Express
HARUKA One-way ticket
(from Kansai-Airport to Kyoto Station)

Can be used for reserved seating

*One-use only
*Can also be used to get off at Tennoji
or Shin-Osaka stations

Universal Studios
Japan

**1 Day Studio
Pass**

**Ticket valid at 28
tourism facilities**

*Can only be used once per each facility.
*After each use you must wait 2 hours
before the pass can be used at the next
facility.
*Please see the back of the ticket for a list of
facilities where it is valid.

The Kansai-Airport Express HARUKA One-way ticket can be
exchanged for an unlimited JR-WEST RAIL PASS.

Can be
used for
reserved
seating

Kansai Wide-Area Pass
5Day Plan

Adults: **27,700 yen**

Kansai-Hiroshima Area Pass
5Day Plan

Adults: **32,000 yen**

JR-WEST
All Area Pass

Adults: **39,000 yen**

Notes | The All Pass is valid for four days, regardless of the validity of the area pass. Please make sure you redeem your Haruka one-way ticket and/or Area Pass before your All Pass expires. If you do not redeem them before the expiry date they will be invalid.

See here for more information
on the JR West Rail Pass.



Fun and excitement await you at Universal Studios Japan!

Each distinct world holds new and unique adventures at every turn.
With attractions inspired by Hollywood's greatest hits, as well as exciting seasonal events and
endless entertainment, there's fun for every kind of adventurer!

See here for more information on Universal Studios Japan.



Redeemable Tourism Experiences (see individual websites for more information)

*Business hours and scheduled closings of facilities may be subject to change.


OSAKA **Universal Studios Japan 1 Day Studio Pass**



- Open Hrs / Park closings: Read more on the web
- Access: near JR Universal City station

*Please observe proper sanitation measures when visiting the park. *See the official Universal Studios Japan website for more information.

OSAKA **Osaka Museum of Housing and Living Entry ticket**



- Open Hrs: 10:00 AM-5:00 PM (last entry 4:30 PM)
- Closed: Tue. (if a public holiday falls on Tue., the following Wed.) April 5-9, September 1-17, 2021. May be closed other days.
- Access: 7 min walk from JR Tenma station.


*Some floors will be closed for renovations following September, 2021.

OSAKA **Umeda Sky Building Kuchu Teien Observatory Admission Ticket**



- Open Hrs: 9:30 AM-10:30 PM (last entry 10:00 PM)
- Days Closed: Open all year
- Access: 7 min walk from JR Osaka station

OSAKA **HOTEL GRANVIA OSAKA 『Tea Lounge』 Dessert Set**




- Open Hrs: 9:30 AM-8:00 PM
- Days Closed: Open all year
- Access: connected to JR Osaka station

OSAKA **Osaka LEGOLAND Discovery Center Ticket**



- Open Hrs: [weekdays] 10:00 AM-7:00 PM (last entry 5:00 PM) [weekends/holidays] 10:00 AM-8:00 PM (last entry 6:00 PM)
- May have unscheduled closings
- Access: from JR Bentencho station transfer to Osaka Metro Chuo line and go to Osakako station, then 5 min walk

OSAKA **Abeno HARUKAS Admission Ticket**



- Open Hrs: 9:00 AM-10:00 PM (Last entry 7:30 PM)
- Days Closed: Open all year
- Access: near JR Tennoji station

KYOTO **Kyoto Railway Museum Admission Ticket**




- Open Hrs: 10:00 AM-5:30 PM (last entry 5:00 PM)
- Days Closed: Wed., New Years (may be closed other days)
- Access: 2 min walk from Umekoji-Kyotonishi station

KYOTO **KYOTO Sky Hop Bus 12 Hours Ticket**




- Schedule: Read more on the web (no service some days)
- Operation schedule: Read more on the web
- Access: 1 min walk from JR Kyoto Station (Karasuma exit)

KYOTO **Toei Kyoto Studio Park Entry ticket**



- Open Hrs: 9:00 AM-5:00 PM (Mar 1-Nov 30) 9:30 AM-5:00 PM (Dec 1-Feb 28)
- Days Closed: Read more on the web
- Access: 5 min walk from JR Uzumasa station

KYOTO **Arashiyama Gourmet coupon + Randen 1Day Free ticket**



A set including coupons for a walking tour of the foods available in the Arashiyama Area and a one-day unlimited ticket to ride the Randen line.


- Open Hrs: (to redeem) Randen "Arashiyama station information" 9:00 AM-5:00 PM
- Days Closed: Open all year
- Access: 8 min walk from JR Saga-Arashiyama station

KYOTO **Kyoto Kimono Rental Yumeyakata Gojo Shop (*Only valid at the Gojo Shop)**




- Open Hrs: 10:00 AM-6:00 PM
- Days Closed: New Years (Dec 31-Jan 3)
- Access: from JR Kyoto station take the Karasuma subway line to Gojo Station, then 3 min walk
- Reservations available (Read more on the web)

KYOTO **Amanohashidate & Ine Tourist 2 Days Ticket (Bus/boat/cable car set)**




- Schedule: 9:00 AM-4:45 PM (Amanohashidate Terminal Center Tourist Information Center)
- Days Closed: Open all year
- Access: inside Amanohashidate station on the Kyoto Tango Railway

HYOGO **Kobe Nunobiki Herb Gardens & Ropeway Ticket**



- Open Hrs: (Sanroku station 4F Information) 9:30 AM-4:45 PM
- Days Closed: Jan 16-Feb 26, 2021
- Access: 5 min walk from JR Shin-Kobe station


HYOGO **"WAZANOIPPINN" Akashi Sushi Coupon of JPY2000**



A sushi coupon valid at 11 locations within Akashi City.

- (Redeemable at) Akashi Information Center (inside piolo AKASHI West bld.): 9:00 AM-7:00 PM (weekdays) 9:00 AM-6:00 PM (weekends, holidays)
- Days Closed: Open all year
- Access: near JR Akashi station

HYOGO **Awaji Jenova Line Ferry One-way ticket (Akashi yo Iwaya)**



- Open Hrs: (weekdays) Akashi stop/5:40 AM-11:40 PM, Iwaya stop/5:20 AM-11:20 PM (weekdays/holidays) Akashi stop/6:30 AM-11:40 PM, Iwaya stop/6:00 AM-11:20 PM
- *schedule varies between Dec 31-Jan 3
- Operations may be suspended due to bad weather
- 8 min walk from JR Akashi station

SHIGA **Nagahama Roman Passport**



This passport allows access your choice of 5 out of 16 tourism facilities within the city.

- Open Hrs: (Redeemable at) Nagahama Tourist Information Center 9:15 AM-16:45 PM
- Days Closed: New Years
- Access: inside JR Nagahama station

SHIGA **Lake Biwa Chikubushima Island Cruise *Hikone Port-Chikubu Island (round trip)**




- See website for operating schedule
- Operates every day between March 1 to the first week of December, weekends and holidays only from the second week to the end of February
- Access: approx. 8 minutes from JR Hikone station by free shuttle bus, get off at the Hikone port stop

SHIGA **Lake Biwa Otsu Prince Hotel 37F Lake View Dining "Biona" Lunch**




- Lunch is served at 11:30 AM-1:00 PM / 1:30 PM-3:00 PM
- Days Closed: Open all year
- Access: approx 10 min from JR Otsu station by free shuttle bus

SHIGA **Hachimanyama Ropeway round-trip ticket**




- Open Hrs: 9:00 AM-5:00 PM *final descent at 4:30 PM
- Days Closed: Open all year
- Access: approx. 7 minutes on the bus bound for Chomeiji Temple leaving from boarding point 6 at the north exit of JR Omihachiman station, get off at the Osugi-cho Hachimanyama Ropeway Entrance stop

WAKAYAMA **Wakayama Electric Railway Kishigawa Line 1 day ticket**




- Opne Hrs: schedule varies depending on train
- Please see the website for operating days and the Station Master Cat's work schedule
- Access: JR Wakayama station, platform 9

WAKAYAMA **Kushimoto Marine Park Aquarium & Undersea Observation Tower Admission Ticket**



- Open Hrs: 9:00 AM-4:30 PM (last entry 4:00 PM)
- Days Closed: Open all year
- Access: 12 min by free shuttle bus from JR Kushimoto station


OKAYAMA **Kojima Tour Bus 1-day Pass and Denim Handmade Experience**



[Betty Smith]


- Open Hrs: 9:00 AM-6:00 PM (~5:00 PM between Dec-Mar)
- Days Closed: New Year
- Access: approx. 20 minutes by bus from JR Kojima station
- (exchange at) JR Kojima station ticket gates

OKAYAMA **HOTEL GRANVIA OKAYAMA "Lumiere" Fruits Parfait + Drink set**




- Open Hrs: 12:00 PM-7:00 PM (Hotel 1F Lobby)
- Days Closed: Open all year
- Access: near JR Okayama station

HIROSHIMA **Setoda Touring Pass**




- Open Hrs: 9:00 AM-6:00 PM (Onomichi station Tourist Information Center)
- Days Closed: Dec 29-31
- Access: inside JR Onomichi station

HIROSHIMA **Shimada Fisheries Oyster Farm tour & Going close to the Itsukushima Shrine**




- Open Hrs: 10:00 AM-4:00 PM
- Days Closed: Open all year
- Access: 12 min walk from JR Miyajimaguchi station

YAMAGUCHI **Hofu City Sightseeing Tour Pass**




- Open Hrs: 9:00 AM-6:00 PM (Hofu City Tourist Information Center)
- Days Closed: Open all year
- Access: inside JR Hofu station concourse

SHIMANE **Yuushien Garden Ticket**




- Open hrs: 9:00 AM-5:00 PM (last entry 30 minutes before closing) * Hours may be extended
- Days Closed: December 30-31
- Access: about 50 minutes by bus. Take the bus from boarding point 6 at JR Matsue Station.

ISHIKAWA **Kaga Tour Bus CANBUS 1-Day Ticket**



- Open Hrs: 8:30 AM-6:00 PM (Machizukuri Kaga round-trip ticket counter)
- Schedule: 8:30 AM-6:00 PM
- Days Closed: Open all year
- Access: near JR Kagaonsen station

ISHIKAWA **Kaga Traditional Handicrafts Village Yunokuni no Mori**



- Open Hrs: 9:00 AM-4:30 PM
- May be closed some days
- Access: approx. 40 minutes on the CANBUS Mountain route from JR Kagaonsen station

EXPLORE WEST JAPAN ALL PASS



Kitty HARUKA

©2021 SANRIO CO., LTD. APPROVAL No.L619718