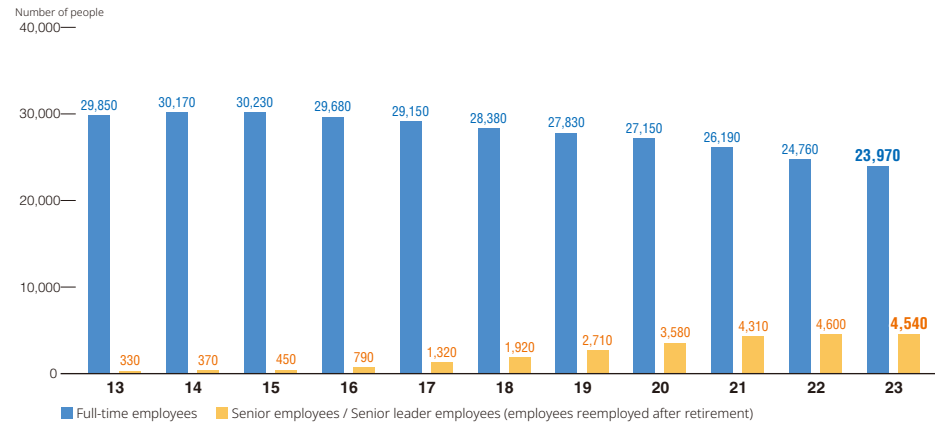
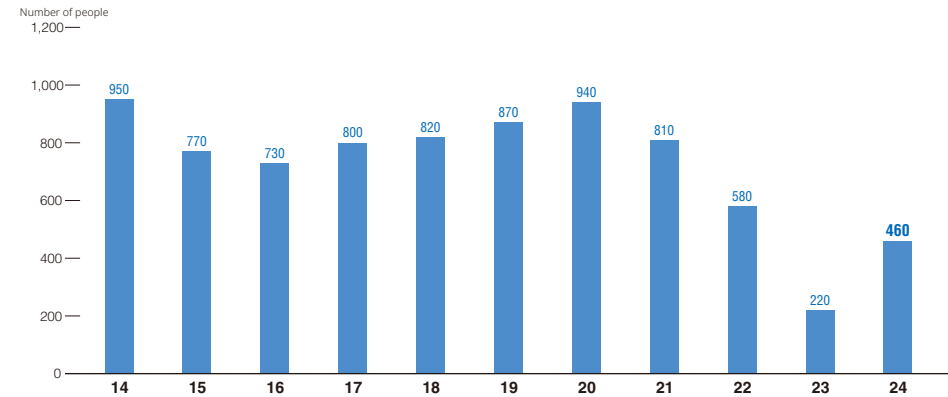


# Employees (Consolidated, Non-Consolidated)

## Number of employees (non-consolidated) As of April 1

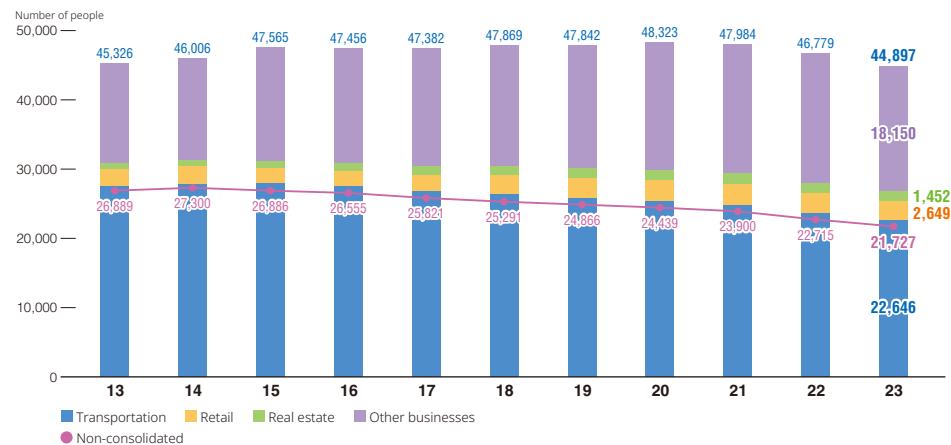


## New employees (non-consolidated) FY ended March 31



Note: Beginning the fiscal year ended March 2007, a new personnel system was adopted that promoted contract employees to the status of full employees during the year, and they are included in the numbers in the graph.  
(Please note, however, that in the fiscal year ending March 2024, this figure represents employees who joined the Company on April 1, 2023.)  
The employee figures do not include medical-related employees (doctors, technicians, nurses, etc.) and specialist employees recruited mid-career.

## Number of employees at work (consolidated) As of March 31



## Age distribution (non-consolidated) As of April 1, 2023

