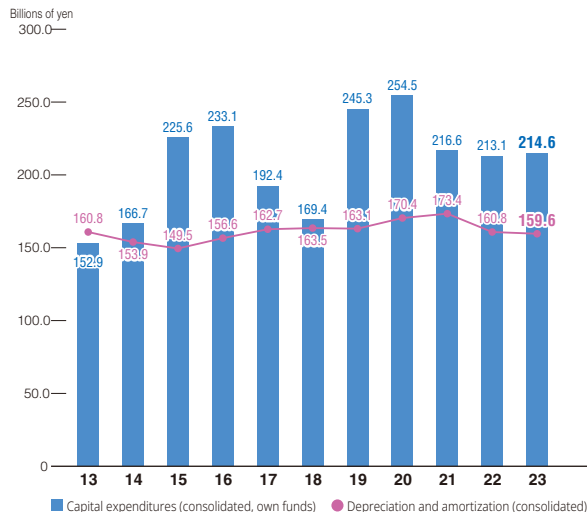


Please refer to the attached file (Excel) for data prior to the fiscal year ended March 31, 2013.

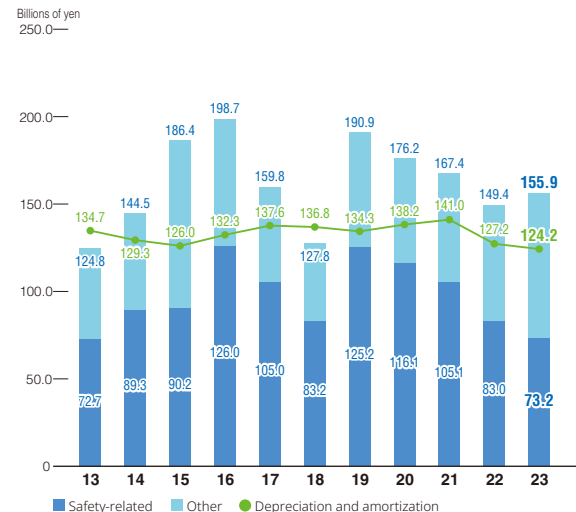


## Capital Expenditures (Consolidated, Non-Consolidated)

Capital expenditures (consolidated, own funds) Years ended March 31

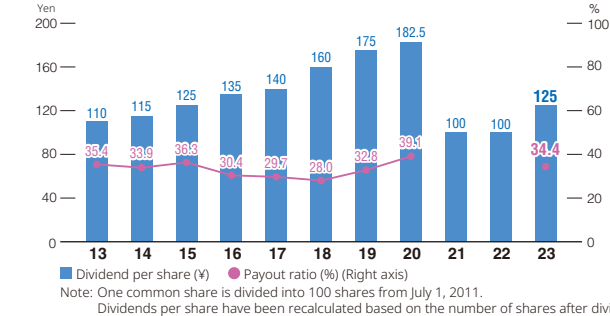


Capital expenditures (non-consolidated, own funds) Years ended March 31



## Dividends and Treasury Stock Acquisition

Dividends Years ended March 31



### Treasury stock acquisition

Time period	Oct.–Nov. 2007	Aug.–Sept. 2008	Dec. 2008–Jan. 2009	Nov. 2012	Nov. 2013
Purchase amount	¥9.9 bn	¥9.9 bn	¥9.9 bn	—	—
Shares bought	1,743,400	1,991,300	2,530,600	—	—
Shares retired	—	—	—	1,743,400	4,521,600

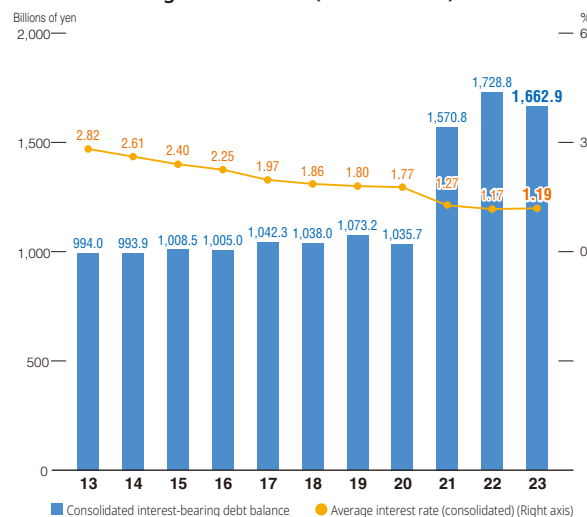
  

Time period	Jun.–Jul. 2018	Aug. 2018	May–Jul. 2019	Aug. 2019	May 2022
Purchase amount	¥9.9 bn	—	¥9.9 bn	—	¥0.9 bn
Shares bought	1,253,600	—	1,146,900	—	200,000
Shares retired	—	1,253,600	—	1,146,900	—

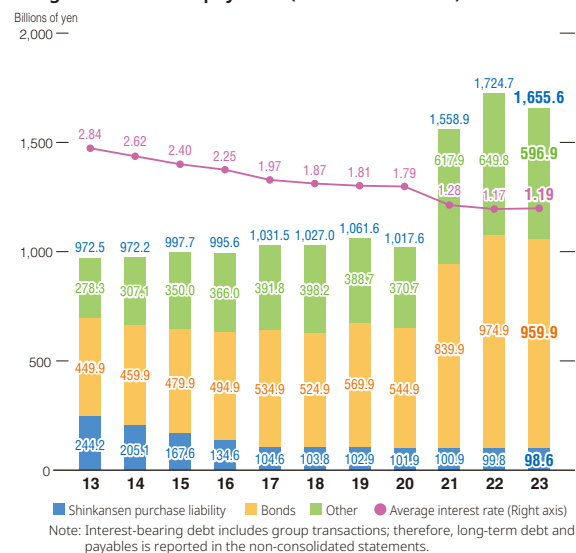
Note: In May 2022, acquisition of own shares was practiced for the introduction of a restricted stock remuneration plan

## Interest-Bearing Debt Balance (Consolidated) and Long-Term Debt and Payables (Non-Consolidated)

Interest-bearing debt balance (consolidated) As of March 31



Long-term debt and payables (non-consolidated) As of March 31



Breakdown of Shinkansen purchase liability (As of March 31, 2023)

	Liability balance Billions of yen	Interest rate %	Term years	Payment recipient
No. 1	—	—	25.5 until Mar. 2017	Japan Railway Construction, Transport and Technology Agency
No. 2	—	—	25.5 until Mar. 2017	
No. 3	98.6	Fixed 6.55	60 Until Sept. 2051	