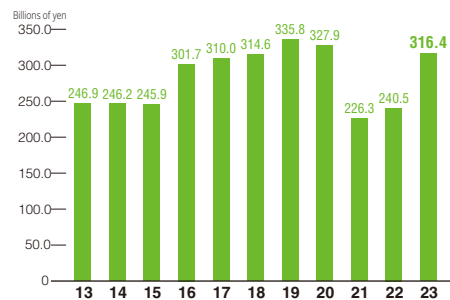


## Shopping Center Operations

Shopping centers (No. of facilities: 43)

Shopping center tenant revenues

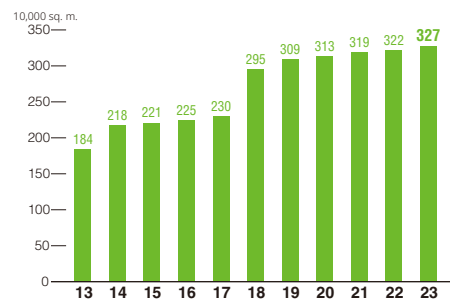


Note: Includes other segments and unconsolidated shopping centers.

## Real Estate Lease and Sale

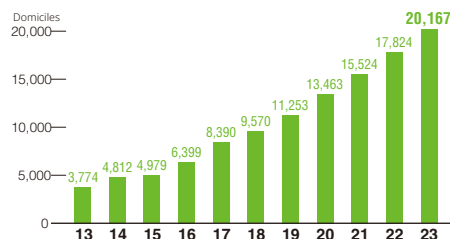
Development of station buildings and surrounding areas of stations

Leasing space



## Condominiums and detached houses

Number of condominiums completed (cumulative)



Note: Does not take into account business shares in joint ventures.

## Major shopping centers

Shopping center name	Date opened	Floor space
Marier Toyama	Sept. 1987	8,700 m <sup>2</sup>
Maroot	Mar. 2022	12,000 m <sup>2</sup>
Kanazawa Hyakubangai	Mar. 1991	18,100 m <sup>2</sup>
Prism Fukui	Apr. 2005	2,800 m <sup>2</sup>
Kyoto Station Building Shop Street The Cube*	Sept. 1997	5,300 m <sup>2</sup>
Shopping Mall Kyoto Porta*	Nov. 1980	10,200 m <sup>2</sup>
Suita Green Place	June 2016	7,400 m <sup>2</sup>
Ardel Shin-Osaka	Feb. 1965	5,300 m <sup>2</sup>
Lucua Osaka	May 2011	53,000 m <sup>2</sup>
Est	Nov. 1981	6,600 m <sup>2</sup>

\*Reopened after renovation as Kyoto Porta in March 2023

## Major facilities

Commercial facilities

Facility name	Date opened	Floor space
Vierra Kishibe Kento	Nov. 2018	27,000 m <sup>2</sup>
Vierra Meimai	Nov. 2018	10,600 m <sup>2</sup>
Vierra Kaitaichi	Feb. 2019	5,600 m <sup>2</sup>
Vierra Ibaraki Shinchujo	May 2019	11,000 m <sup>2</sup>
Vierra Kotobashi	Nov. 2019	8,900 m <sup>2</sup>
Vierra Town Shigino	Apr. 2020	4,700 m <sup>2</sup>
Vierra Maita	Oct. 2022	16,500 m <sup>2</sup>

## Hotels

Name	Date opened	Rooms	Banquet rooms	Restaurants
Hotel Granvia Kyoto	Sept. 1997	537	15; Max. 1,200 people	10
Hotel Vischio Kyoto	May 2019	423	—	1
Nara Hotel	Oct. 1909	127	7; Max. 400 people	4
Hotel Granvia Osaka	May 1983	726	11; Max. 400 people	9
Hotel Vischio Osaka	June 2018	400	—	2
Hotel Vischio Amagasaki*	Nov. 1999	190	8; Max. 200 people	1

\*Rebranded in June 2018

Shopping center name	Date opened	Floor space
Tennoji Mio	Sept. 1995	39,000 m <sup>2</sup>
Wakayama Mio	Mar. 1968	7,600 m <sup>2</sup>
Koshienguchi Green Place	Nov. 2019	1,900 m <sup>2</sup>
Shukugawa Green Place	Sept. 2021	3,460 m <sup>2</sup>
Mont et Mer	Oct. 1980	12,300 m <sup>2</sup>
Liv	Mar. 1989	15,100 m <sup>2</sup>
Plico Rokkomichi	Nov. 1996	5,100 m <sup>2</sup>
Piole Akashi	Dec. 1964	9,300 m <sup>2</sup>
Tete Myodani	June 2023	1,644 m <sup>2</sup>
Piole Himeji	Dec. 2008	25,200 m <sup>2</sup>

Office buildings

Facility name	Date opened	Floor space
Shin-Osaka Station Front Chuo Building	Feb. 1975	31,000 m <sup>2</sup>
J-Pro Port Side Building	Jan. 2001	8,400 m <sup>2</sup>
North Gate Building (Office)	May 2011	21,000 m <sup>2</sup>
JR Kanazawa Station West Gate No.3 NK Building	Dec. 2019	6,100 m <sup>2</sup>
J-Pro ShinDaiku Building	Nov. 2020	11,000 m <sup>2</sup>
Shin-Osaka No.2 NK Building	Jan. 2022	25,700 m <sup>2</sup>
Shin-Osaka No.3 NK Building	June 2022	13,500 m <sup>2</sup>

Shopping center name	Date opened	Floor space
Okayama Ichibangai	Aug. 1974	8,100 m <sup>2</sup>
Sun Station Terrace Okayama	Oct. 2006	11,800 m <sup>2</sup>
Sun Station Terrace Fukuyama	Nov. 2007	12,000 m <sup>2</sup>
Shamine Matsue	Oct. 1978	4,200 m <sup>2</sup>
Shamine Tottori	Oct. 1979	3,300 m <sup>2</sup>
Shamine Yonago	July 2023	945 m <sup>2</sup>
Ekie	Oct. 2017	11,700 m <sup>2</sup>
Ripie Shimonoseki	Mar. 2014	2,500 m <sup>2</sup>

Major recent condominium properties

Property name	Date of delivery	Total units
Predear Sumiyoshi Konancho	Aug. 2022–	22
J. Gran Syonan Hiratsuka	Sept. 2022–	140
J. Gran Omoto	Mar. 2023–	82
Predear Higashi Nakano	Mar. 2023–	40
Predear Hikarimachi Station Place	Mar. 2023–	44

Name	Date opened	Rooms	Banquet rooms	Restaurants
Hotel Granvia Wakayama	Apr. 1987	155	5; Max. 450 people	3
Hotel Granvia Okayama	Mar. 1995	329	11; Max. 1,300 people	7
Hotel Granvia Hiroshima	Jul. 1987	407	12; Max. 1,200 people	9
Umekoji Potel Kyoto*	Oct. 2020	144	1; Max. 60 people	2
Hotel Vischio Toyama	Mar. 2022	182	—	1

\*Not included in consolidated subsidiaries