

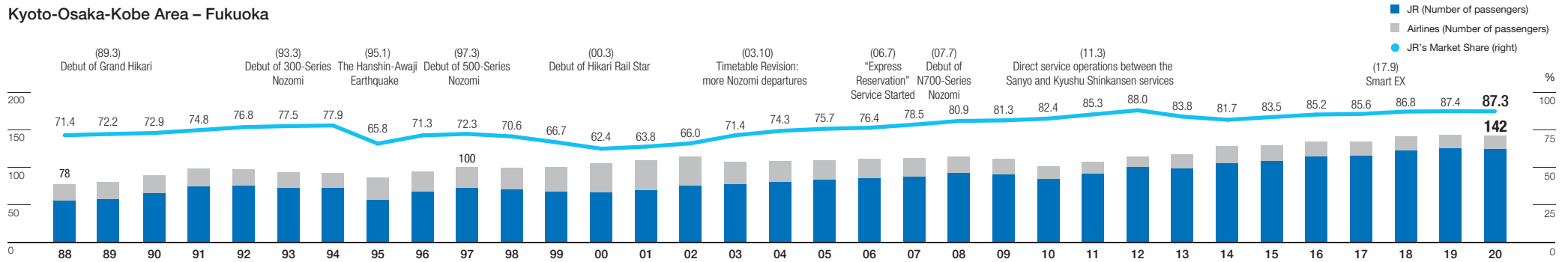
Business

Sanyo Shinkansen Line / Shinkansen Versus Airlines

Years ended March 31

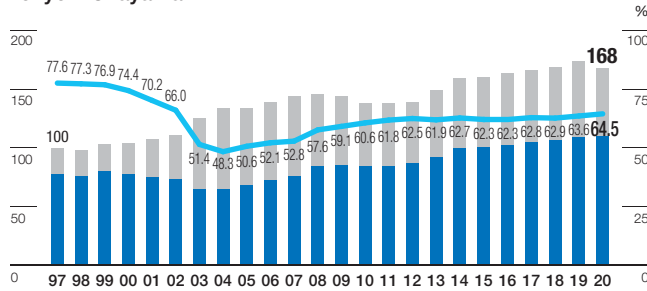
SHARE OF PASSENGER MARKET – SHINKANSEN VERSUS AIRLINES

Kyoto-Osaka-Kobe Area – Fukuoka

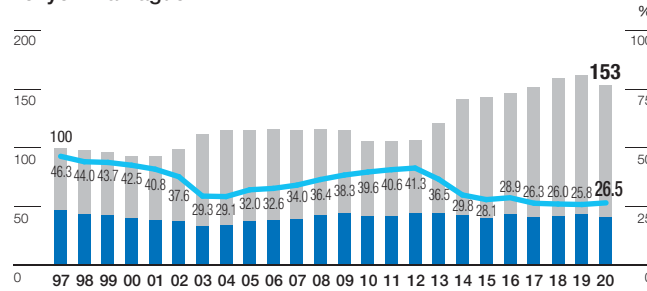


Kyoto-Osaka-Kobe Area: Kyoto, Osaka, and Hyogo Prefecture

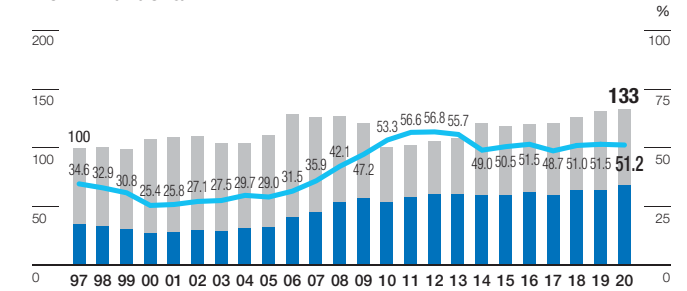
Tokyo – Okayama



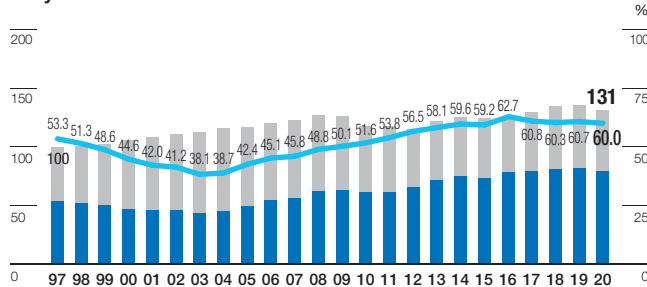
Tokyo – Yamaguchi



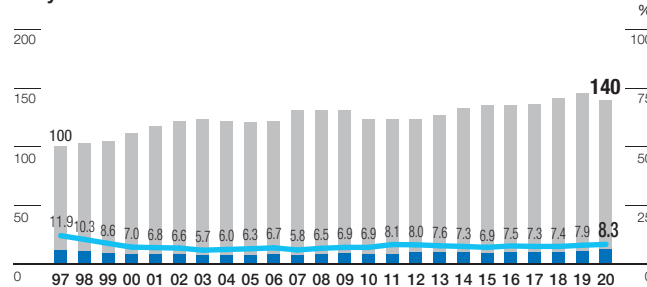
Aichi – Fukuoka



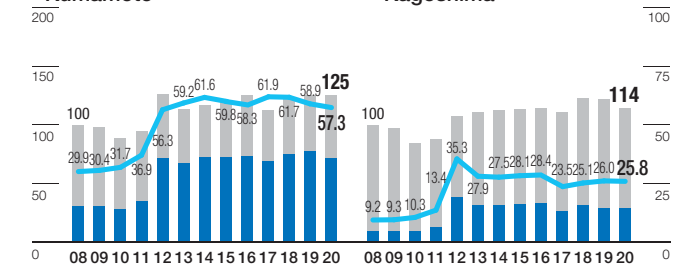
Tokyo – Hiroshima



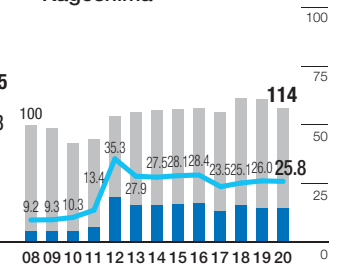
Tokyo – Fukuoka



Kyoto-Osaka-Kobe Area – Kumamoto



Kyoto-Osaka-Kobe Area – Kagoshima



Note: Each vertical graph bar represents the number of passengers using JR and the number of passengers using airlines; the bars indicate the total number of passengers using JR or using airlines compared to the base year index of 100 (the fiscal year ended March 1997). For the Kyoto-Osaka-Kobe area to Kumamoto and Kagoshima, the base year index of 100 (the fiscal year ended March 2008).
Source: Ministry of Land, Infrastructure, Transport and Tourism