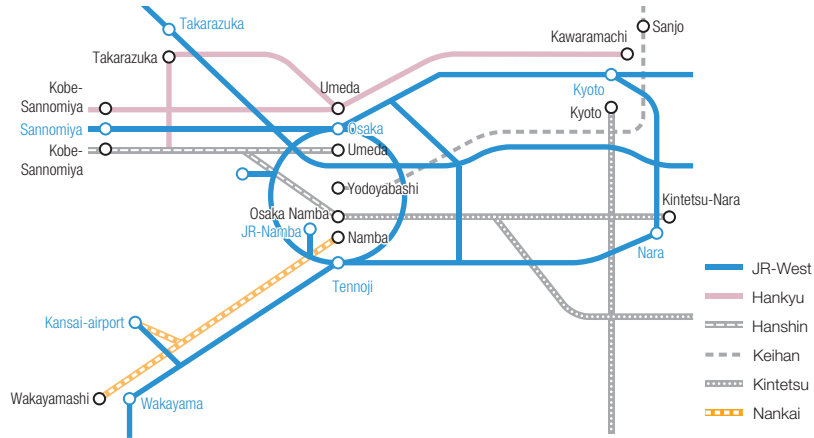


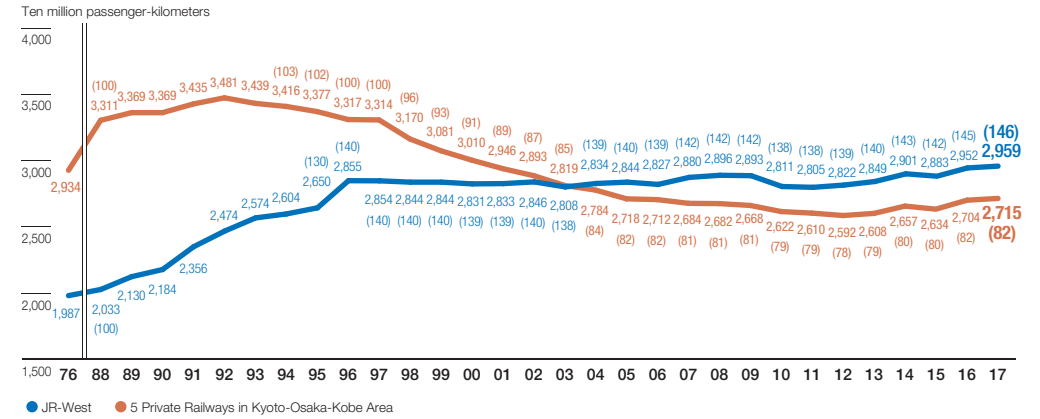
Business

Kansai Urban Area (Kyoto-Osaka-Kobe Area)

MAJOR LINES IN KYOTO-OSAKA-KOBE AREA



TRAFFIC VOLUME (Years ended March 31)



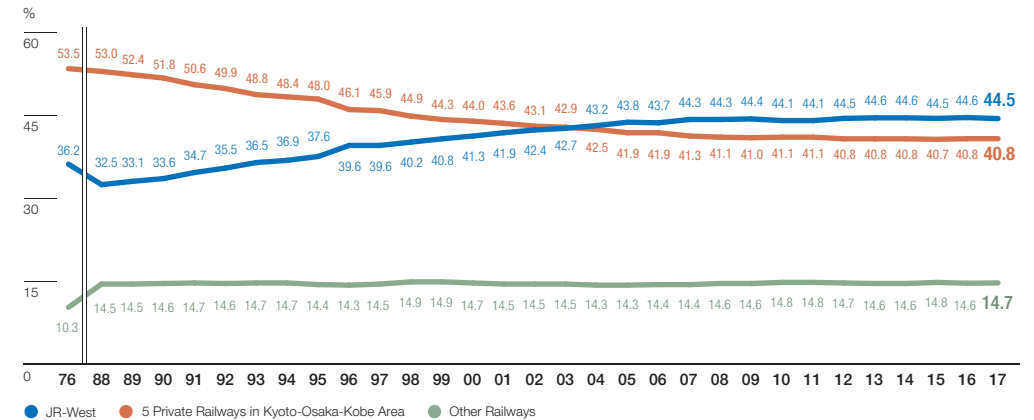
Note: Figures in parentheses are indexed at the fiscal year ended March 1988 = 100.
Source: Annual Railway Statistical Bulletin

COMPARISON WITH 5 PRIVATE RAILWAYS IN KYOTO-OSAKA-KOBE AREA

Route	Railway Company	Distance (km)	Normal Fare (¥)	Train Pass Charges (Business Commuters)		Travel Time (min.)
				Monthly Pass (¥)	Six-month Pass (¥)	
Osaka-Kyoto	JR-West	42.8	560	16,530	79,310	28
	Hankyu (Umeda-Kawaramachi)	47.7	400	15,510	83,760	42
	Keihan (Yodoyabashi-Sanjo)	49.3	410	15,370	83,000	47
Osaka-Sannomiya	JR-West	30.6	410	12,300	59,090	20
	Hankyu (Umeda-Kobe-Sannomiya)	32.3	320	12,840	69,340	27
Osaka-Takarazuka	JR-West	25.5	330	10,040	48,210	24
	Hankyu (Umeda-Takarazuka)	23.3	280	11,140	60,160	30
Tennoji-Nara	JR-West	37.5	470	14,260	68,420	33
	Kintetsu (Osaka Namba-Kintetsu-Nara)	32.8	560	19,600	105,840	36[35]*1
Tennoji-Wakayama	JR-West	61.3	860	25,460	124,420	60[40]*2
	Nankai (Namba-Wakayamashi)	64.2	920	25,770	139,160	58
Tennoji	JR-West	46.0	1,060	29,090	152,550	47[30]*3
-Kansai-airport	Nankai (Namba-Kansai-airport)	42.8	920	31,920	172,370	43[36]*1

Note: Travel time assumes the fastest possible method in the daytime on a weekday.
*1 [] denotes the travel time by Limited Express. Express charge (¥510) is required.
*2 [] denotes the travel time by Limited Express. Express charge (reserved seats in normal cars: ¥1,490) is required.
*3 [] denotes the travel time by Limited Express. Express charge (reserved seats in normal cars: ¥1,170) is required.

MARKET SHARE Traffic Volume Base (Years ended March 31)



Note: 5 private railways in Kyoto-Osaka-Kobe area: Hankyu, Hanshin, Keihan, Kintetsu, and Nankai