

Corporate Overview

Businesses, Revenue Composition

CORPORATE PROFILE As of March 31, 2018

Date of establishment : April 1, 1987
 Common stock : ¥100 billion
 Shares outstanding : 193,735,000
 Employees at work : 25,291 (non-consolidated)
 47,869 (consolidated)
 Number of subsidiaries : 153
 (incl. 64 consolidated subsidiaries)

BUSINESSES As of March 31, 2018

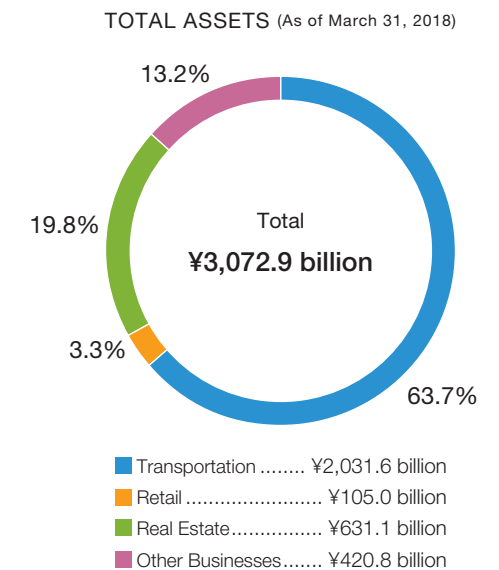
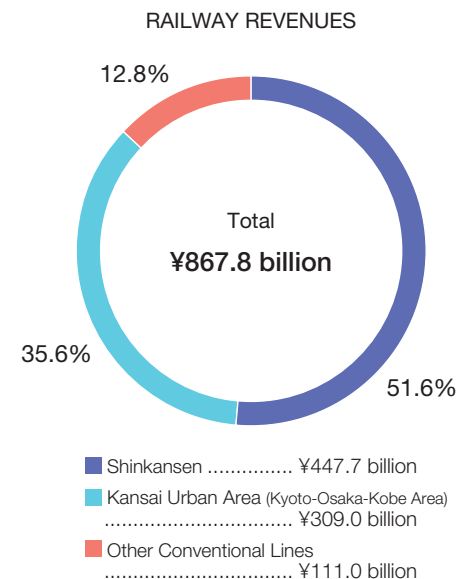
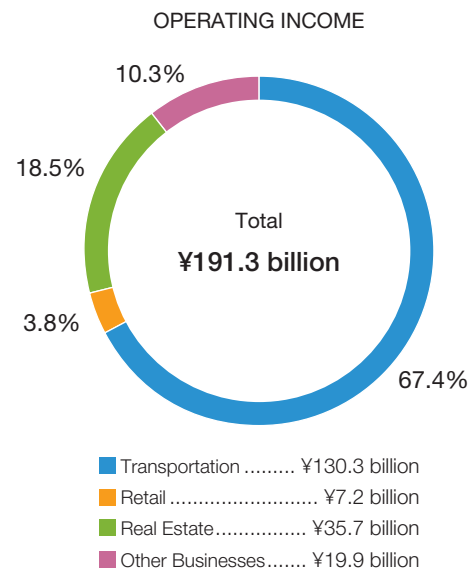
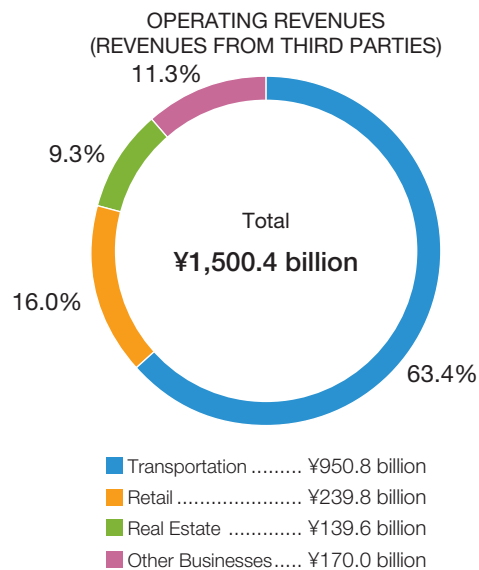
Transportation

• Railway Services
 Total route length : 5,008.7 kilometers
 Shinkansen : 812.6 kilometers
 Conventional lines : 4,196.1 kilometers
* The total route length is the sum of the Shinkansen and conventional lines.
 Number of stations : 1,202
 Number of passenger cars : 6,498

Number of passengers : Total 1,913 million
 Shinkansen : 85 million
 Conventional lines : 1,847 million
 Kansai Urban Area : 1,537 million
 Other : 366 million
 Passenger-kilometers : Total 59,291 million
 Shinkansen : 21,022 million
 Conventional lines : 38,269 million
 Kansai Urban Area : 29,872 million
 Other : 8,397 million
 Train-kilometers per day : Total 512 thousand
 Shinkansen : 124 thousand
 Conventional lines : 388 thousand

- Bus Services
 - Ferry Services
- Retail :**
 Sales of goods and food services, department store, wholesale of various goods
- Real Estate :**
 Shopping center operations, real estate lease and sale
- Other Businesses :**
 Hotel services, travel services, rental of goods, construction, etc.

REVENUE COMPOSITION FY ended March 31, 2018



Note: Percentages of operating income and total assets calculated excluding consolidation adjustment amounts.