

Corporate Overview

Businesses, Revenue Composition

CORPORATE PROFILE As of March 31, 2017

Date of establishment : April 1, 1987
 Common stock : ¥100 billion
 Shares outstanding : 193,735,000
 Employees at work : 25,821 (non-consolidated)
 47,382 (consolidated)
 Number of subsidiaries : 151
 (incl. 63 consolidated subsidiaries)

BUSINESSES

Transportation

• Railway Services
 Total route length : 5,008.7 kilometers
 Shinkansen : 812.6 kilometers
 Conventional lines : 4,196.1 kilometers
* The total route length is the sum of the Shinkansen and conventional lines.
 Number of stations : 1,200
 Number of passenger cars : 6,562

Number of passengers : Total 1,890 million
 Shinkansen : 83 million
 Conventional lines : 1,826 million
 Kansai Urban Area : 1,519 million
 Other : 362 million

Passenger-kilometers : Total 58,271 million
 Shinkansen : 20,348 million
 Conventional lines : 37,923 million
 Kansai Urban Area : 29,592 million
 Other : 8,330 million

Train-kilometers per day : Total 514 thousand
 Shinkansen : 122 thousand
 Conventional lines : 392 thousand

- Bus Services
- Ferry Services

Retail :

Sales of goods and food services, department store, wholesale of various goods

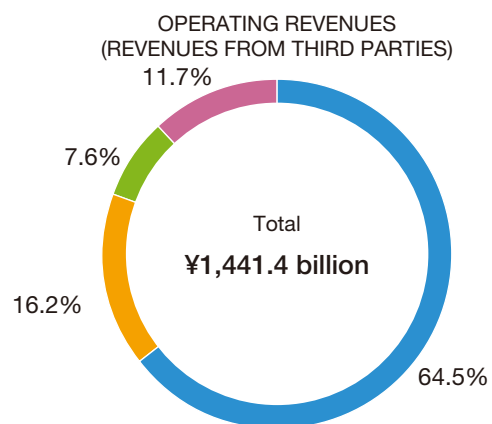
Real Estate :

Shopping center operations, real estate lease and sale

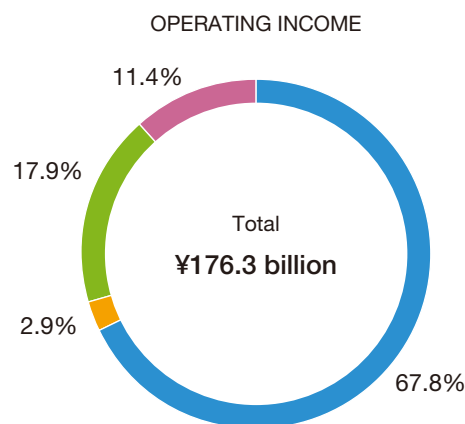
Other Businesses :

Hotel services, travel services, rental of goods, construction, etc.

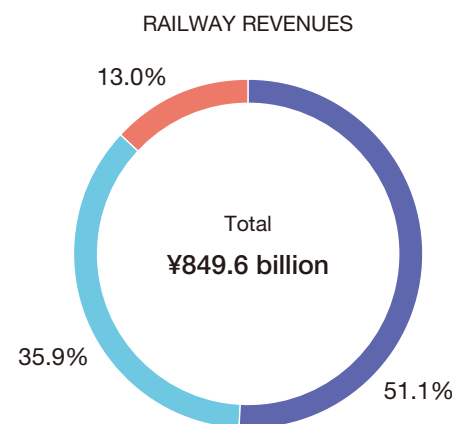
REVENUE COMPOSITION FY ended March 31, 2017



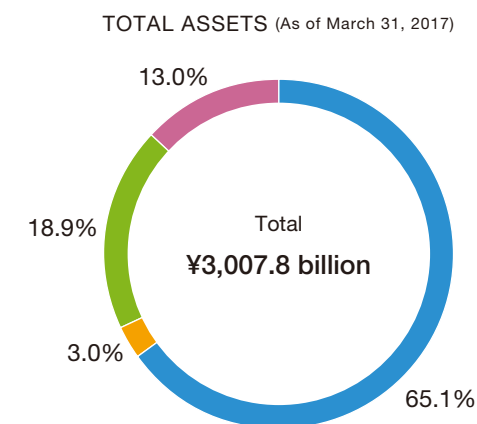
Transportation ¥929.1 billion
 Retail ¥233.9 billion
 Real Estate ¥109.5 billion
 Other Businesses ¥168.8 billion



Transportation ¥121.7 billion
 Retail ¥5.2 billion
 Real Estate ¥32.2 billion
 Other Businesses ¥20.4 billion



Shinkansen ¥434.6 billion
 Kansai Urban Area (Kyoto-Osaka-Kobe Area) ¥305.0 billion
 Other Conventional Lines ¥110.0 billion



Transportation ¥2,038.9 billion
 Retail ¥95.2 billion
 Real Estate ¥593.3 billion
 Other Businesses ¥406.1 billion