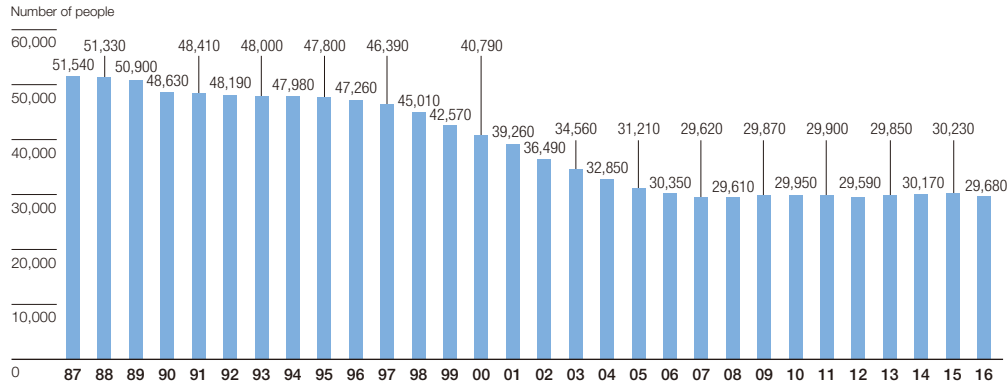


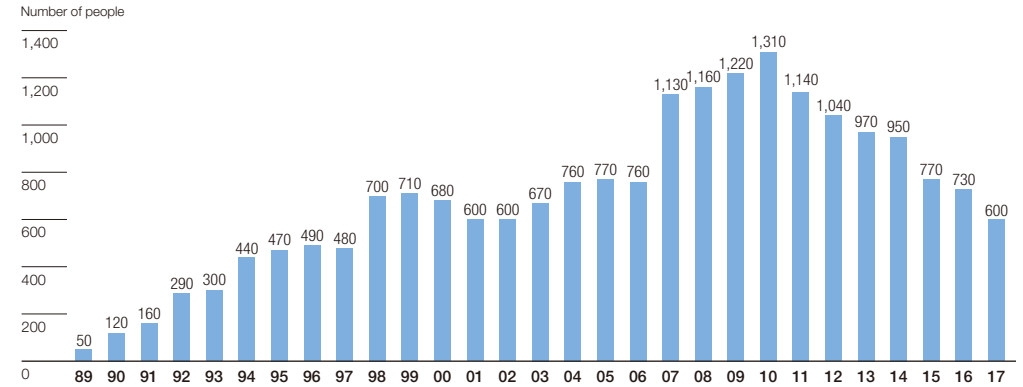
Data

# Employees (Consolidated, Non-Consolidated)

## NUMBER OF EMPLOYEES (Non-Consolidated) As of April 1

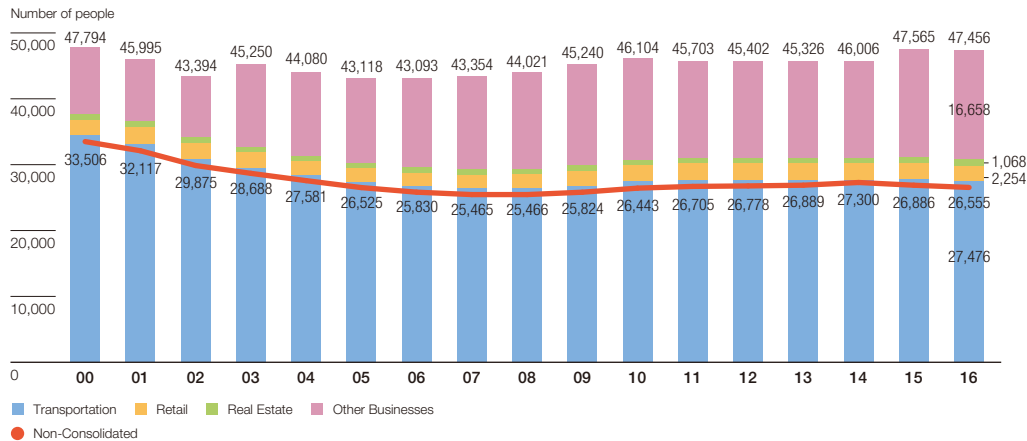


## NEW EMPLOYEES (Non-Consolidated) FY ended March 31



Note: Beginning the fiscal year ended March 2007, a new personnel system was adopted that promoted contract employees during the year to the status of full employees. These employee figures have been included in the fiscal year ended March 2007 and for years thereafter.  
(Please note, however, that in the fiscal year ending March 2017, this figure represents employees who joined the Company on April 1, 2016.)  
The employee figures do not include medical-related employees (doctors, technicians, nurses, etc.) and specialist employees recruited mid-career.

## NUMBER OF EMPLOYEES AT WORK (Consolidated) As of March 31



## AGE DISTRIBUTION (Non-Consolidated) As of April 1, 2016

