

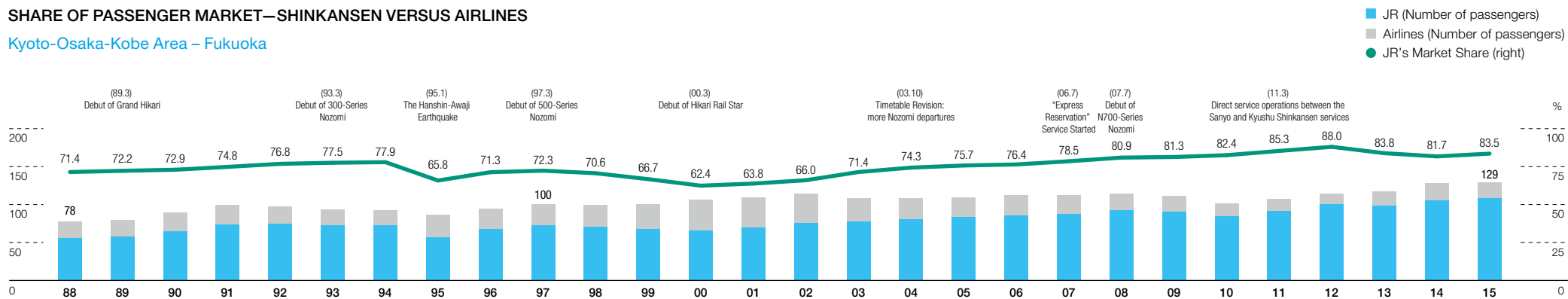
► Business

Sanyo Shinkansen Line / Shinkansen Versus Airlines

Years ended March 31

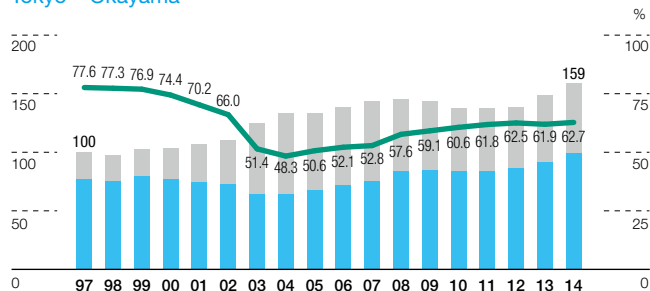
SHARE OF PASSENGER MARKET—SHINKANSEN VERSUS AIRLINES

Kyoto-Osaka-Kobe Area – Fukuoka

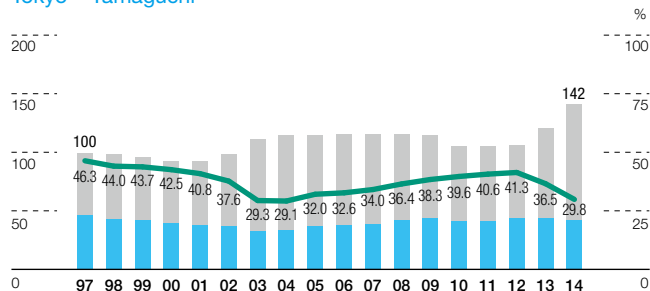


Kyoto-Osaka-Kobe Area: Kyoto, Osaka, and Hyogo Prefecture

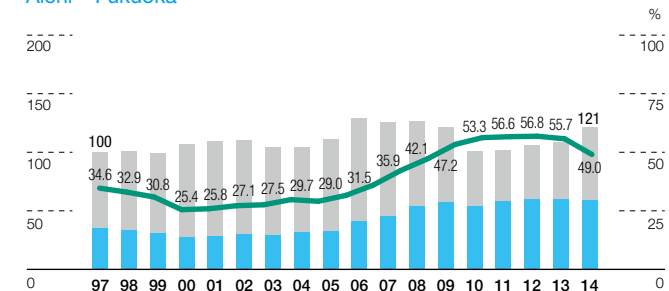
Tokyo – Okayama



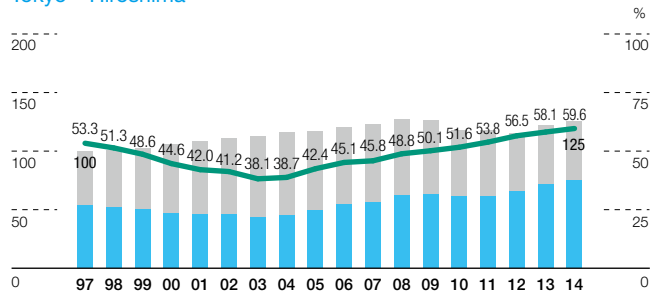
Tokyo – Yamaguchi



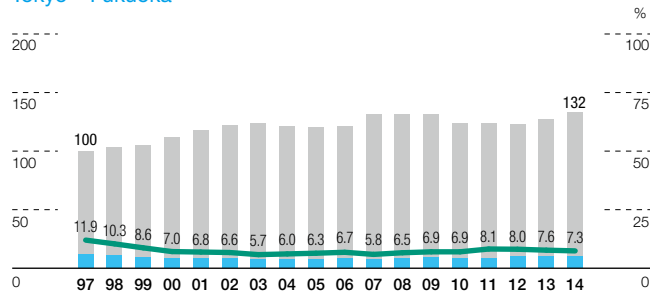
Aichi – Fukuoka



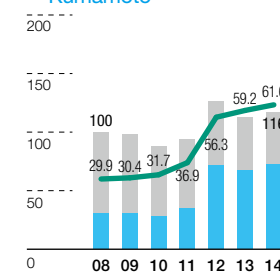
Tokyo – Hiroshima



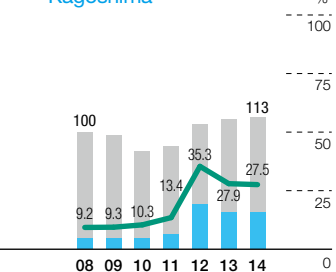
Tokyo – Fukuoka



Kyoto - Osaka -Kobe Area – Kumamoto



Kyoto - Osaka - Kobe Area – Kagoshima



Note: Figures for the fiscal year ended March 2015 are preliminary. Each vertical graph bar represents the number of passengers using JR and the number of passengers using airlines; the bars indicate the total number of passengers using JR or using airlines compared to the base year index of 100 (the fiscal year ended March 1997). For the Kyoto-Osaka-Kobe area to Kumamoto and Kagoshima, the base year index of 100 (the fiscal year ended March 2008). Source: Ministry of Land, Infrastructure, Transport and Tourism