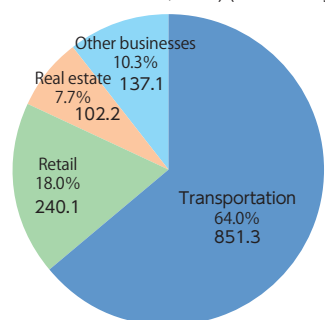


Business

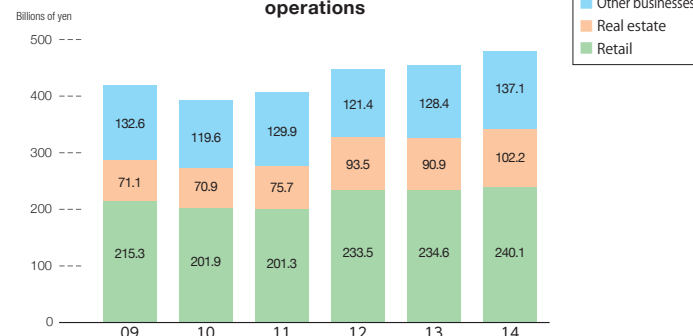
Non-Transportation Operations

Years ended March 31

Operating revenues by segment
(Year ended March 31, 2014) (Billions of yen)



Operating revenues of non-transportation operations



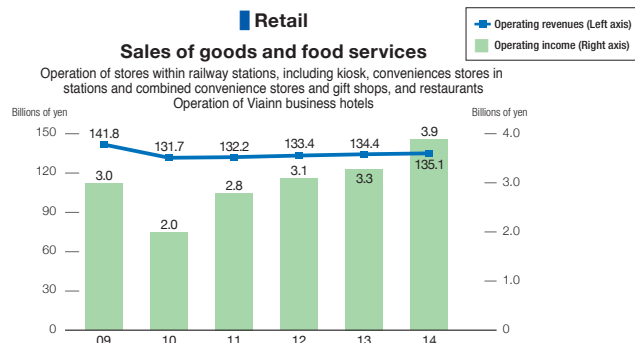
Operating income of non-transportation operations



Retail

Sales of goods and food services

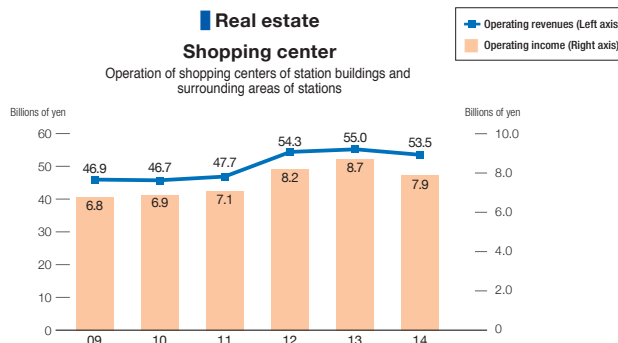
Operation of stores within railway stations, including kiosk, convenience stores in stations and combined convenience stores and gift shops, and restaurants
Operation of Viann business hotels



Real estate

Shopping center

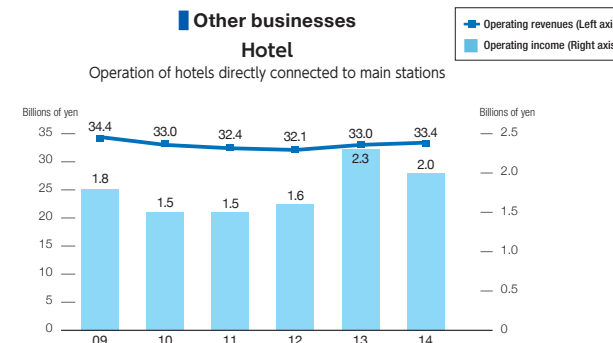
Operation of shopping centers of station buildings and surrounding areas of stations



Other businesses

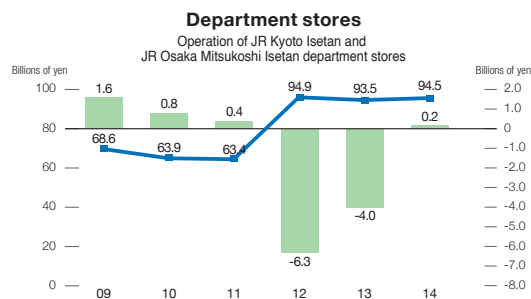
Hotel

Operation of hotels directly connected to main stations



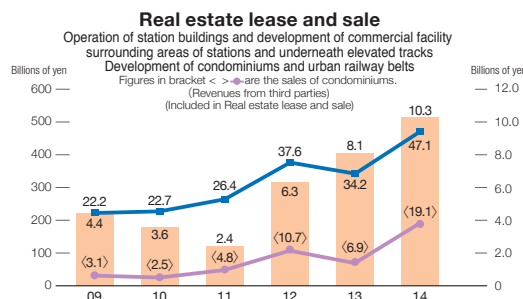
Department stores

Operation of JR Kyoto Isetan and JR Osaka Mitsukoshi Isetan department stores



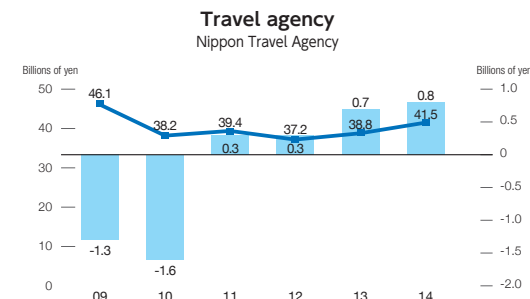
Real estate lease and sale

Operation of station buildings and development of commercial facility surrounding areas of stations and underneath elevated tracks
Development of condominiums and urban railway belts
Figures in bracket < > are the sales of condominiums.
(Revenues from third parties)
(Included in Real estate lease and sale)



Travel agency

Nippon Travel Agency



Notes: 1. Operating revenues are the revenues from third parties (= customers). The breakdowns of operating revenues by each segment are the sums of revenues of major subsidiaries.
2. The breakdowns of operating income by each segment are the sums of incomes of major subsidiaries before eliminating internal transactions.