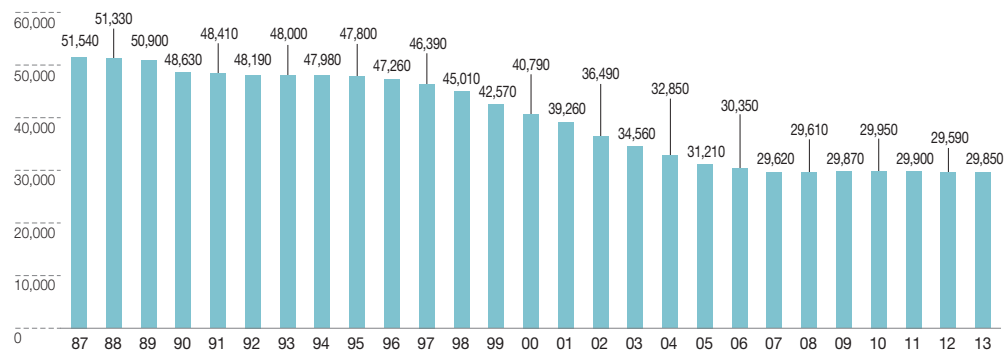


Data

Employees (Consolidated, Non-Consolidated)

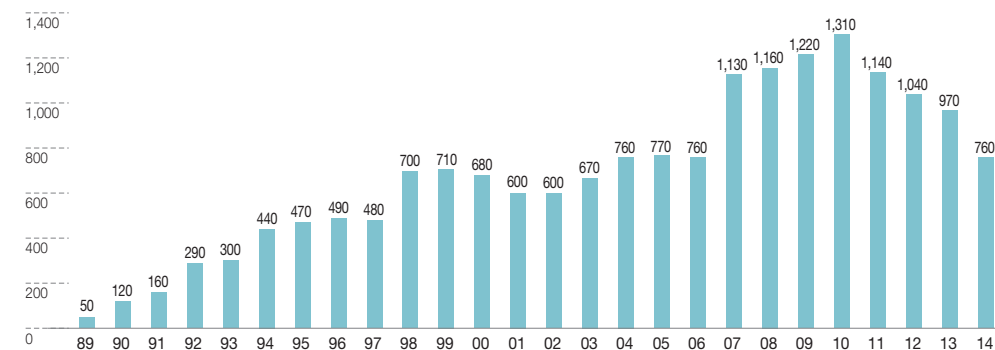
■ NUMBER OF EMPLOYEES (Non-Consolidated)

Number of people (as of April 1)



■ NEW EMPLOYEES (Non-Consolidated)

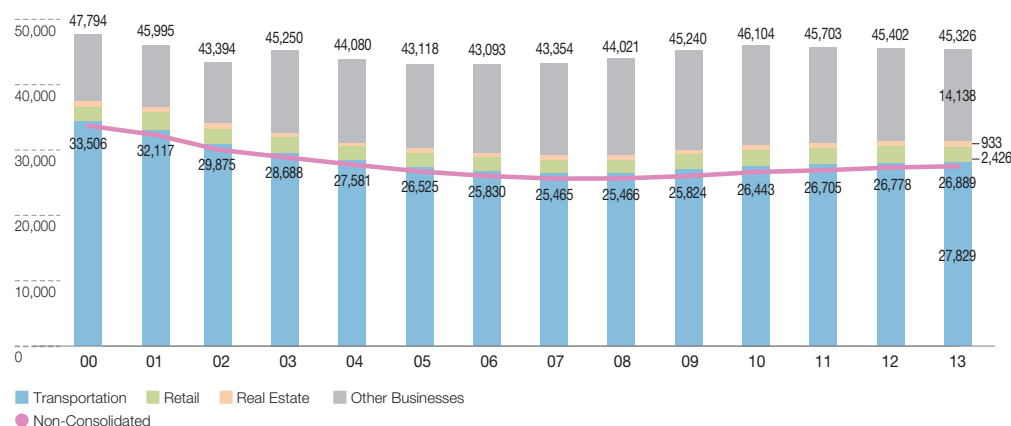
Number of people (FY ended March 31)



Note: Beginning fiscal year ended March 2007, a new personnel system was adopted that promoted contract employees during the year to the status of full employees. These employee figures have been included in fiscal year ended March 2007 and for years thereafter.
(Please note, however, that in fiscal year ending March 2014, this figure applies to employees who joined the Company on April 1, 2013.)
The employee figures do not include medical-related employees (doctors, technicians, nurses, etc.) and specialist employees recruited mid-career.

■ NUMBER OF EMPLOYEES AT WORK (Consolidated)

Number of people (as of March 31)



■ AGE DISTRIBUTION (Non-Consolidated)

Number of people (as of April 1, 2013)

