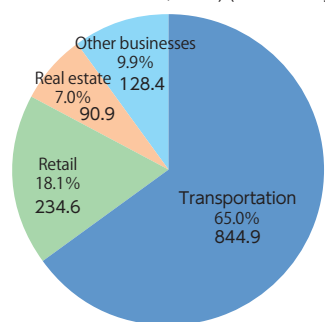


Business

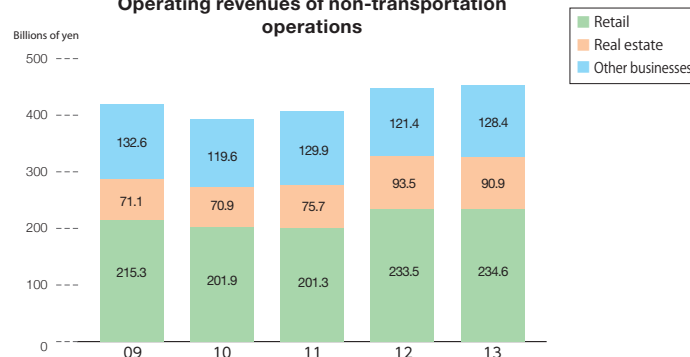
# Non-Transportation Operations

Years ended March 31

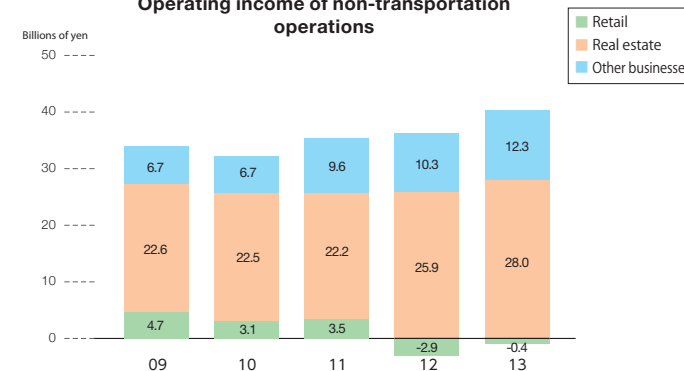
**Operating revenues by segment**  
(Year ended March 31, 2013) (Billions of yen)



**Operating revenues of non-transportation operations**

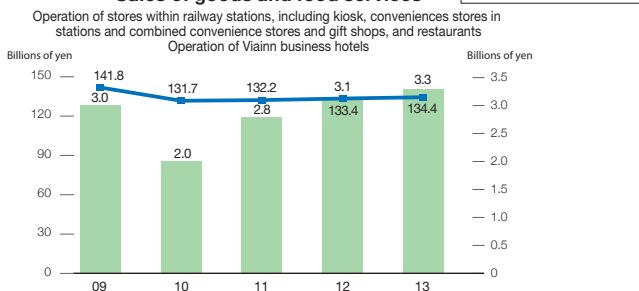


**Operating income of non-transportation operations**



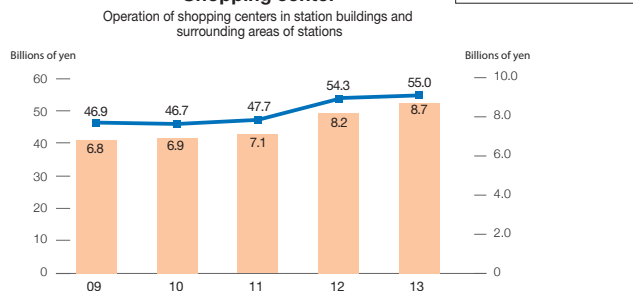
**Retail**

**Sales of goods and food services**



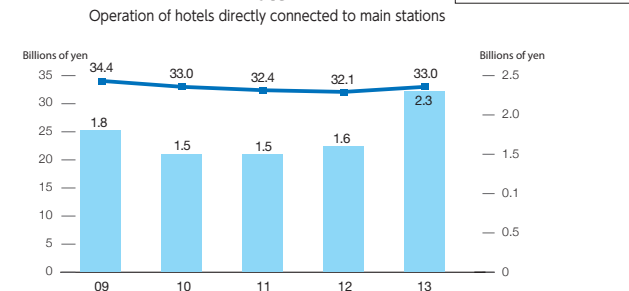
**Real estate**

**Shopping center**



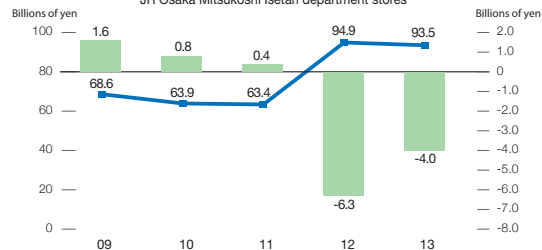
**Other businesses**

**Hotel**



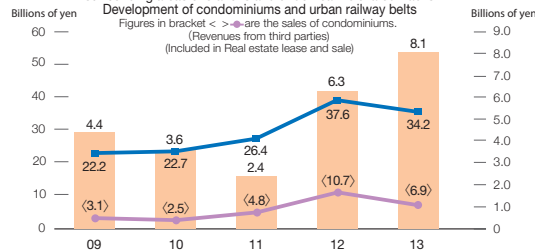
**Department stores**

Operation of JR Kyoto Isetan and JR Osaka Mitsukoshi Isetan department stores



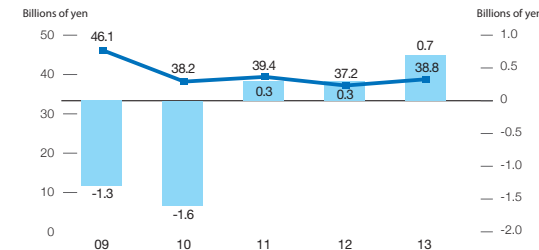
**Real estate lease and sale**

Operation of station buildings and development of commercial facility surrounding areas of stations and underneath elevated tracks



**Travel agency**

Nippon Travel Agency



Notes: 1. Operating revenues are the revenues from third parties (= customers). The breakdowns of operating revenues by each segment are the sums of revenues of major subsidiaries.  
2. The breakdowns of operating income by each segment are the sums of incomes of major subsidiaries before eliminating internal transactions.