

## Corporate Overview

## JR-West's Corporate Profile, Service Area, Revenue Composition

## CORPORATE PROFILE (AS OF MARCH 31, 2012)

Date of establishment:	April 1, 1987
Common stock:	¥100 billion
Shares outstanding:	200 million
Employees:	26,778 (non-consolidated) 45,402 (consolidated)
Number of subsidiaries:	142 (incl. 64 consolidated subsidiaries)

## BUSINESSES

## Transportation

## • Railway

Total route length: 5,012.7 kilometers

Shinkansen 644.0 kilometers

Conventional lines 4,368.7 kilometers

\* The total route length is the sum of the Shinkansen and conventional lines.

Number of stations: 1,222

Number of passenger cars: 6,651

Number of passengers: Total 1,798 million

Shinkansen 64 million

Conventional lines 1,749 million

Passenger-kilometers: Total 54,117 million

Shinkansen 16,878 million

Conventional lines 37,239 million

Train-kilometers per day: Total 521 thousand

Shinkansen 108 thousand

Conventional lines 412 thousand

## • Bus Services

## • Ferry Services

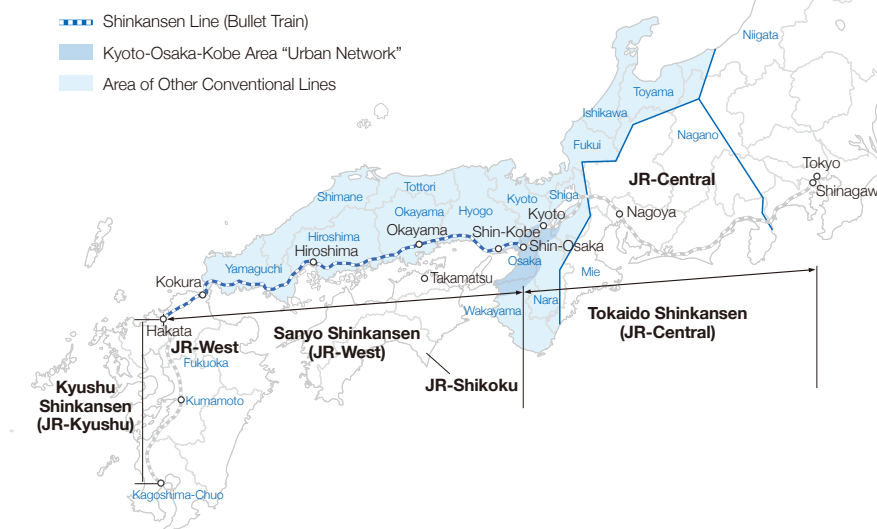
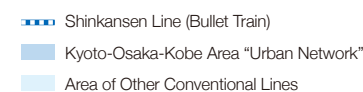
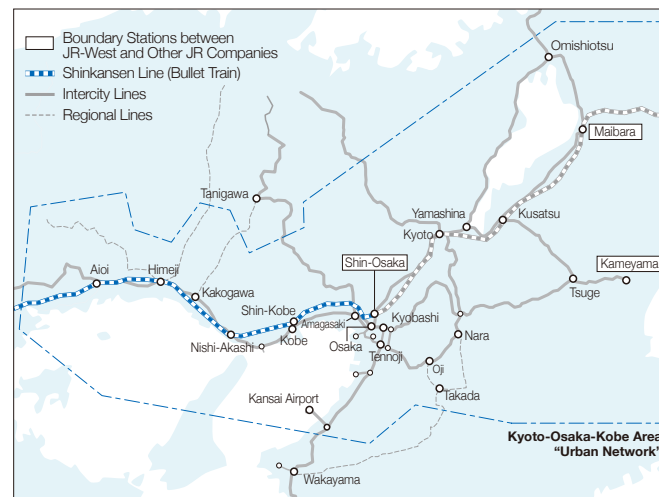
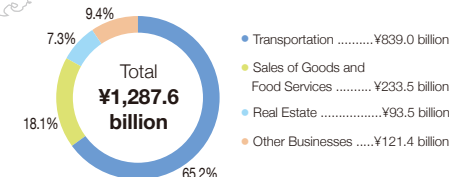
## Sales of Goods and Food Services

## Real Estate

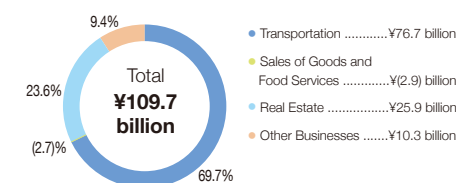
## Other Businesses

## SERVICE AREA

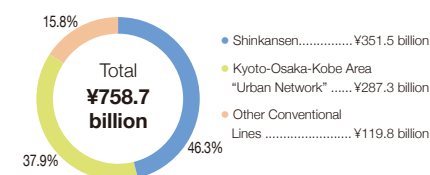
- Western part of Honshu, the main island of Japan, and northern part of Kyushu
- Approx. 1/3 of Japan's population and GDP

REVENUE COMPOSITION  
(FY ENDED MARCH 31, 2012)OPERATING REVENUES  
(REVENUES FROM THIRD PARTIES)

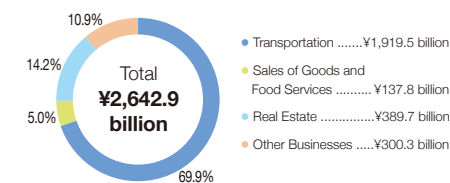
## OPERATING INCOME



## RAILWAY REVENUES



## TOTAL ASSETS (AS OF MARCH 31, 2012)



Transportation: Railway services, passenger vehicle transportation services, ferry services  
 Sales of Goods and Food Services: Sales of goods, department stores, wholesale of various goods  
 Real Estate: Shopping center operations, sales and leasing real estate services  
 Other Businesses: Hotel services, travel services, rental of goods, construction, etc.