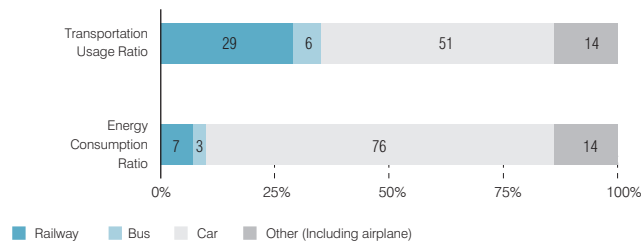


● Data

Environmental Data

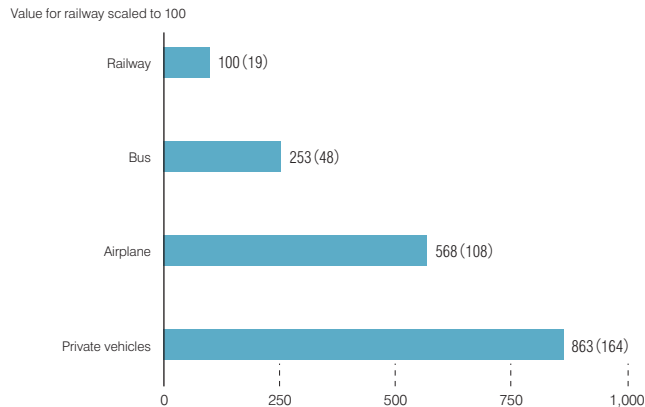
THE ENVIRONMENTALLY FRIENDLY NATURE OF RAILWAYS

TRANSPORTATION USAGE RATIO AND ENERGY CONSUMPTION RATIO OF DOMESTIC MODES OF TRANSPORTATION (FY09.3, NATIONWIDE)



Source: Summary of Transportation Statistics, Transport Research and Statistics Office, Ministry of Land, Infrastructure, Transport and Tourism
The GHGs Emissions Data of Japan, Greenhouse Gas Inventory Office of Japan

CO₂ EMISSIONS BY MODE OF TRANSPORTATION (TOURISTS) (FY09.3)

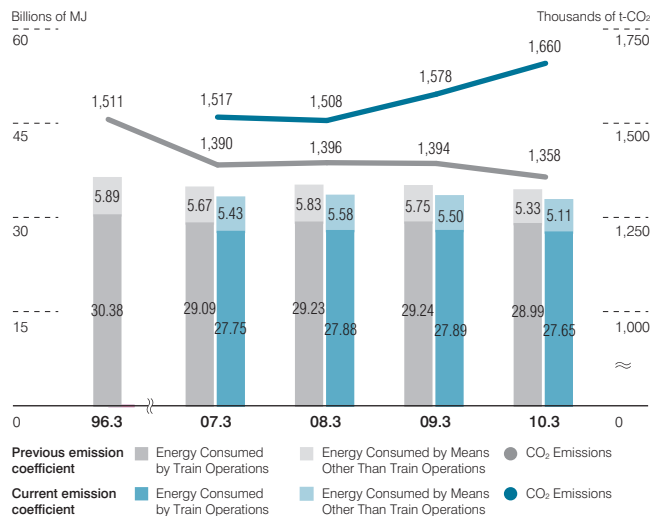


Source: Ministry of Land, Infrastructure, Transport and Tourism homepage
Numbers in parentheses are actual CO₂ emissions volumes (g-CO₂ / passenger-kilometers)

INITIATIVES TO REDUCE CO₂ EMISSIONS AND CONSERVE ENERGY

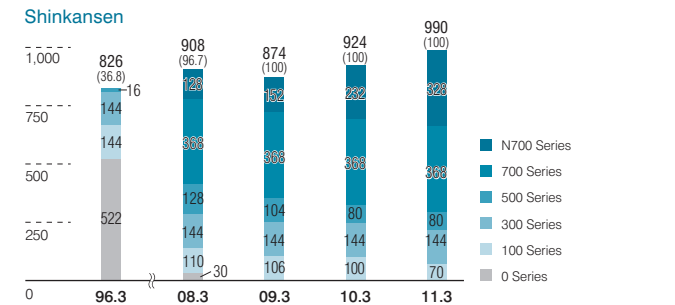
- **Introducing energy-saving rolling stock**
In order to reduce the energy consumed by railway operations, which accounts for approximately 80% of our total energy consumption, JR-West is introducing new rolling stock equipped with VVVF inverter control systems, regenerative brakes, and other energy-saving features.
- **Improving ground facilities**
JR-West is improving its ground facilities to fully utilize the characteristics of its energy-saving rolling stock. This includes the installation of the DC feeding systems between up and down lines, hybrid electric power supply systems, and other facilities to help the Company better take advantage of the electricity acquired through the regenerative brakes of our energy-saving rolling stock.
- **Reducing the energy used by stations, offices, and other facilities**
While stations use relatively low amounts of energy in comparison to the amount consumed by train operations, the move to make JR-West's stations barrier free has a tendency to increase energy consumption. In addition to continuing its development of technologies to reduce energy consumption, JR-West is also advancing efforts to make its stations into environmentally friendly "eco-stations."

ENERGY CONSUMPTION AND CO₂ EMISSIONS ASSOCIATED WITH BUSINESS ACTIVITIES

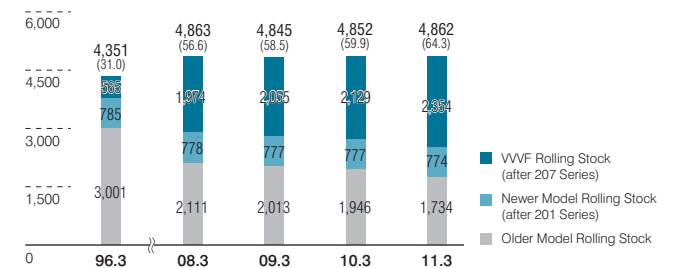


Note: Factory-use liquid fuel is included in energy consumed by means other than train operations for FY 07.3 and years thereafter.

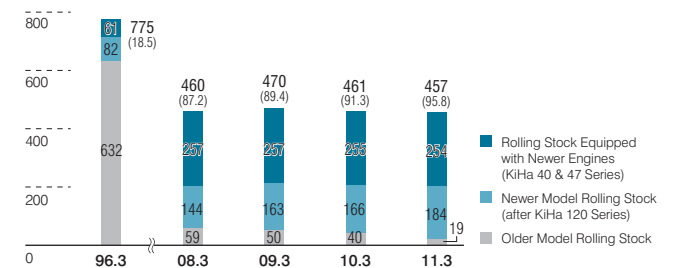
INTRODUCTION OF ENERGY-SAVING ROLLING STOCK (ROLLING STOCK CURRENTLY IN OPERATION)



Conventional Lines—Electric Trains



Conventional Lines—Diesel Trains



Note: Numbers in parentheses represent the percentage of energy-saving rolling stock.