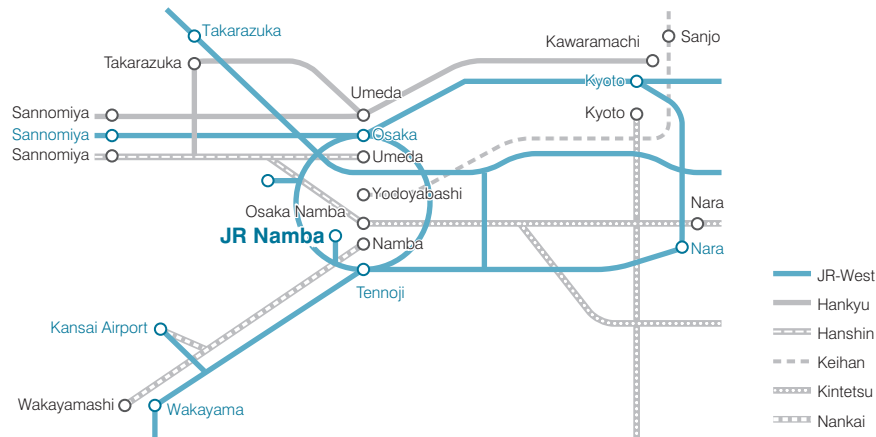


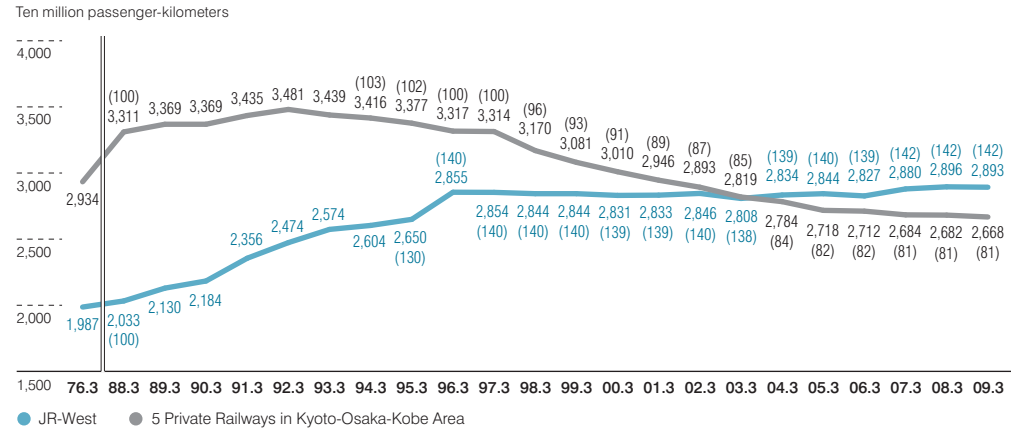
● Business

Kyoto-Osaka-Kobe Area “Urban Network”

MAJOR LINES IN KYOTO-OSAKA-KOBE AREA



TRAFFIC VOLUME



Note: Figures in parentheses are indexed at the fiscal year ended March 1988 = 100.

COMPARISON WITH 5 PRIVATE RAILWAYS IN KYOTO-OSAKA-KOBE AREA

Route	Railway Company	Distance (km)	Normal Fare (¥)	Train Pass Charges (Business Commuters)		Travel Time (min.)
				Monthly Pass (¥)	Six-month Pass (¥)	
Osaka-Kyoto	JR-West	42.8	540	16,070	77,110	29
	Hankyu (Umeda-Kawaramachi)	47.7	390	15,070	81,380	42
	Keihan (Yodoyabashi-Sanjo)	49.3	400	14,990	80,950	49
Osaka-Sannomiya	JR-West	30.6	390	11,960	57,450	20
	Hankyu (Umeda-Sannomiya)	32.3	310	12,480	67,400	27
	Hanshin (Umeda-Sannomiya)	31.2	310	12,480	67,400	30
Osaka-Takarazuka	JR-West	25.5	320	9,760	46,870	25
	Hankyu (Umeda-Takarazuka)	24.5	270	10,830	58,490	28
Tennoji-Nara	JR-West	37.5	450	13,860	66,520	33
	Kintetsu (Osaka Namba-Nara)	32.8	540	19,060	102,930	36[34] ^{*1}
Tennoji-Wakayama	JR-West	61.3	830	24,750	120,960	71[42] ^{*2}
	Nankai (Namba-Wakayamashi)	64.2	890	25,050	135,270	57[56] ^{*1}
Tennoji-Kansai Airport	JR-West	46.0	1,030	28,280	148,310	49[32] ^{*3}
	Nankai (Namba-Kansai Airport)	42.8	890	31,030	167,570	43[34] ^{*1}

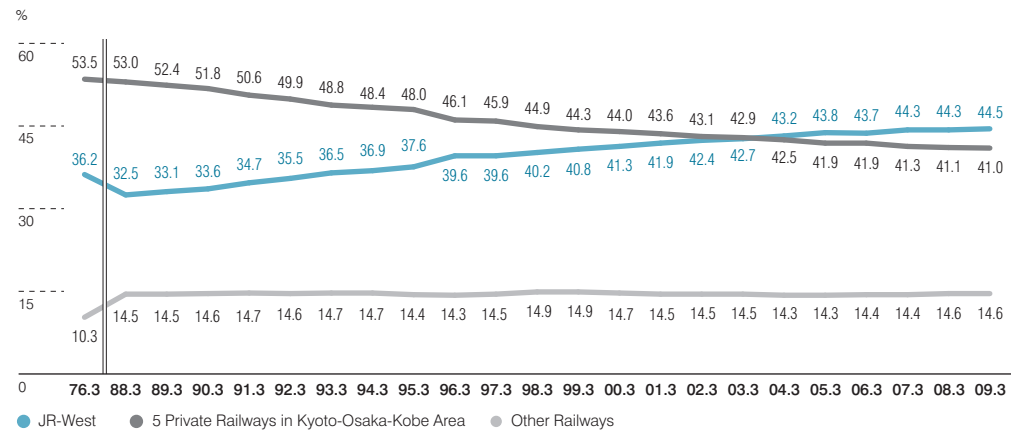
Note: Travel time assumes the fastest possible method in the daytime on a weekday.

*1 [] denotes the travel time by Limited Express. Express charge (reserved seats in normal cars: ¥500) is required.

*2 [] denotes the travel time by Limited Express. Express charge (reserved seats in normal cars: ¥1,450) is required.

*3 [] denotes the travel time by Limited Express. Express charge (reserved seats in normal cars: ¥1,240) is required.

MARKET SHARE OF URBAN NETWORK (Traffic Volume Base)



Note: 5 private railways in Kyoto-Osaka-Kobe area: Hankyu, Hanshin, Keihan, Kintetsu, and Nankai