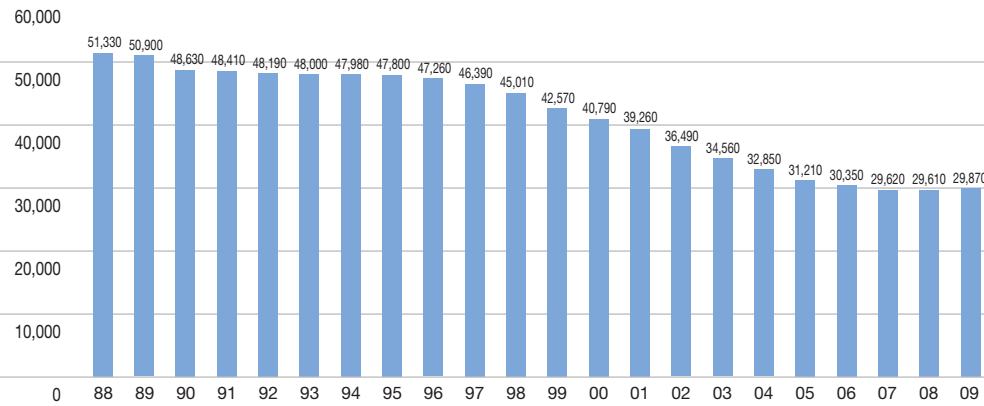
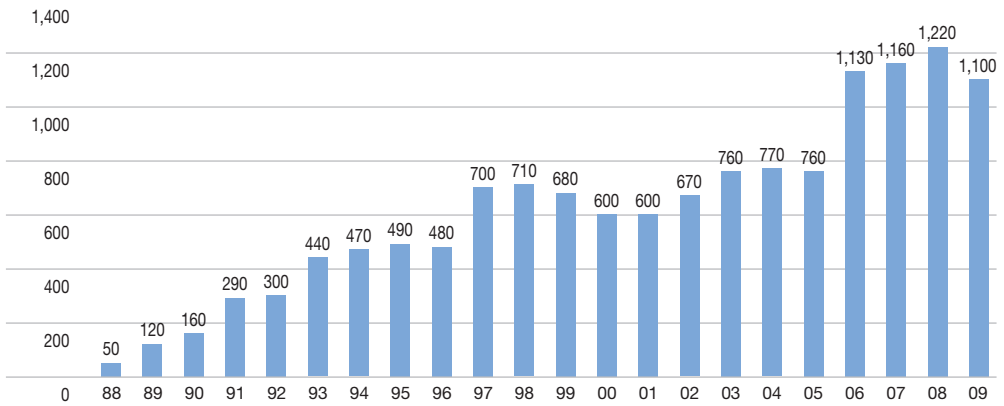


# Employees (Consolidated, Non-Consolidated)

**Number of Non-Consolidated Employees** (people, as of April 1)



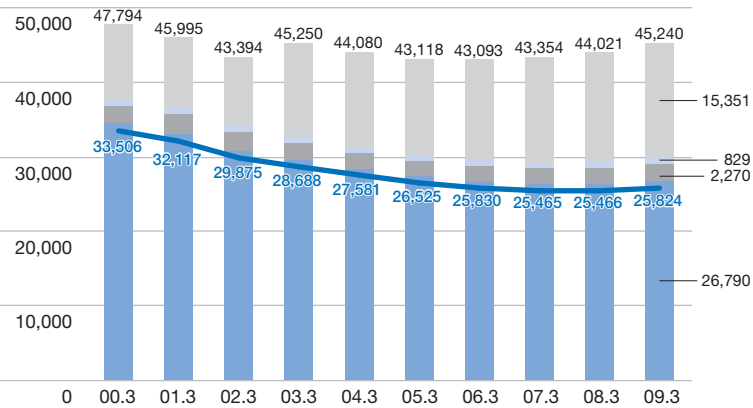
**New Employees** (people)



\* Beginning fiscal 2006, a new personnel system was adopted that promoted contract employees during the year to the status of full employees. These employee figures have been included in fiscal 2006 and after. (Please note, however, that in fiscal 2009, this figure applies to employees who joined the Company on April 1, 2008.)

The employee figures do not include medical-related employees (doctors, technicians, nurses, etc.) and specialist employees recruited in mid-career.

**Number of Employees (at work)** (people)



- Other businesses
- Real estate
- Sales of goods and services
- Transportation
- Non-consolidated

**Age Distribution**

