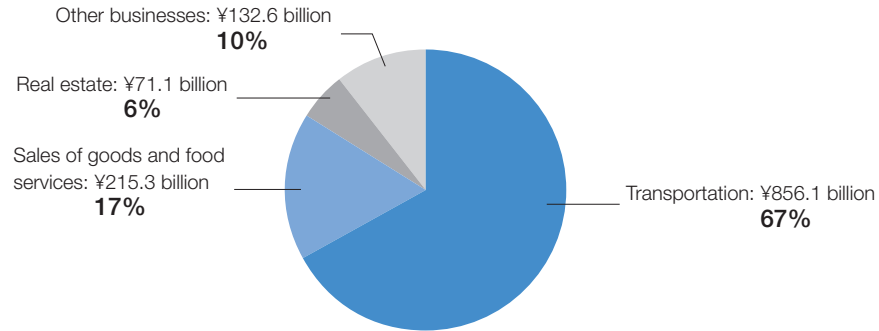


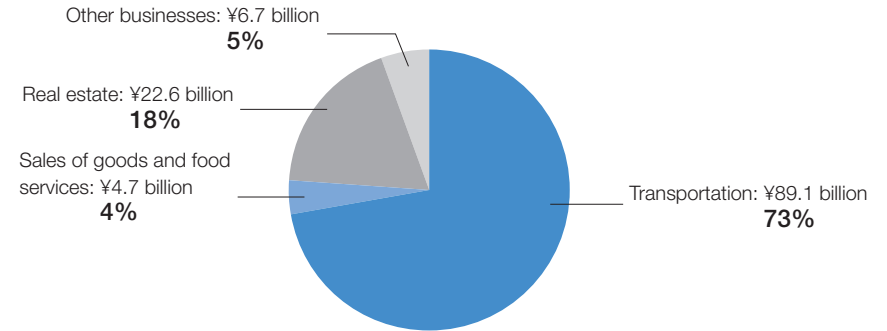
Revenue Composition (FY ended March 31, 2009)

Operating Revenues (Revenues from third parties)



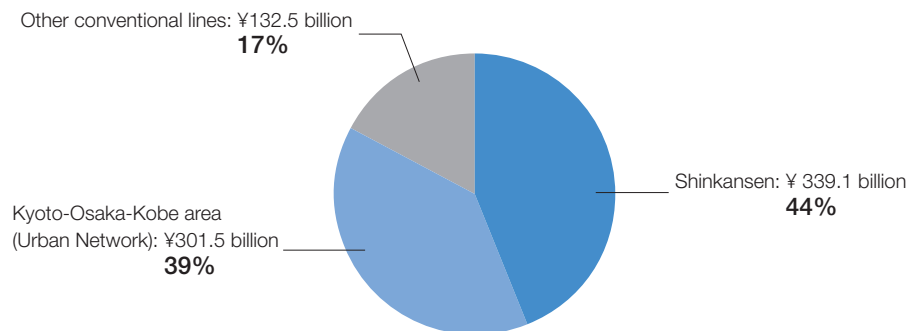
Total: ¥1,275.3 billion

Operating Income



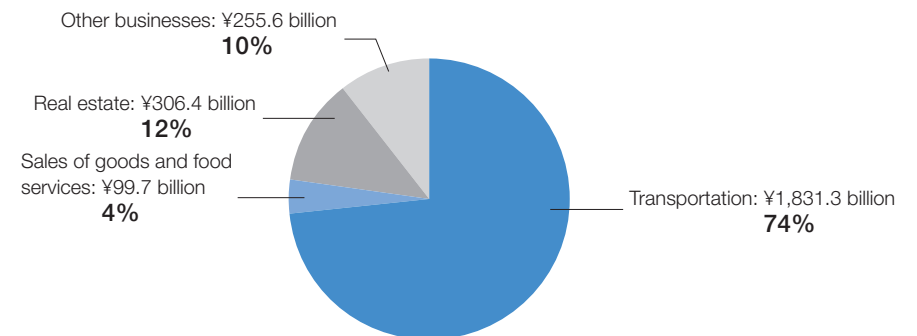
Total: ¥122.5 billion

Passenger Transportation Revenues in Railway Services



Total: ¥773.2 billion

Assets (As of March 31, 2009)



Total: ¥2,493.1 billion

* Monetary figures are before inter-segment eliminations.

Transportation: Railway services, passenger vehicle transportation services, ferry services
 Sales of goods and food services: Sales of goods, department stores, wholesale of various goods
 Real estate: Shopping center operations, sales and leasing real estate services
 Other: Hotel services, travel services, rental of goods, construction etc.