

LINKING

Our Business to People's Lives

JR-West's business is central to people's daily lives. We operate a railway network that stretches across an area of approximately 104,000 square kilometers, covering 18 prefectures (approximately 20% of Japan's land area) in western Honshu and the northern tip of Kyushu, with a total operating kilometerage of 5,012.7 kilometers. In addition to railway passenger services, we operate retail, real estate, and other businesses that offer synergistic benefits with the railway business. The area served by our railway network is home to approximately 43 million people—34% of Japan's population—with a nominal GDP of ¥155 trillion.

Going forward, JR-West will continue to contribute to people's lives through these business operations.



TRANSPORTATION OPERATIONS

JR-West's railway network comprises the Sanyo Shinkansen and conventional lines in the Kansai Urban region and other regions.

Sanyo Shinkansen

The Sanyo Shinkansen is a high-speed intercity passenger service operating at a maximum speed of **300kph** between Shin-Osaka Station in Osaka and Hakata Station in Fukuoka in the northern tip of Kyushu. With the cooperation of JR-Central and JR Kyushu, JR-West provides direct services linking the Tokyo metropolitan area with the Kyushu area and providing access to Osaka and several major cities in between.

Kansai Urban Region (including the Urban Network)

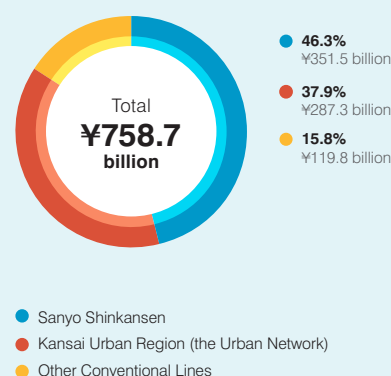
The Kansai Urban region (including the Urban Network) provides passenger transport services to the densely populated cities of Kyoto, Osaka, and Kobe and their surrounding areas. In fiscal 2012, JR-West served a daily average of **3.93 million passengers** in the Kansai Urban region. These passengers were mainly people commuting to and from work or school.

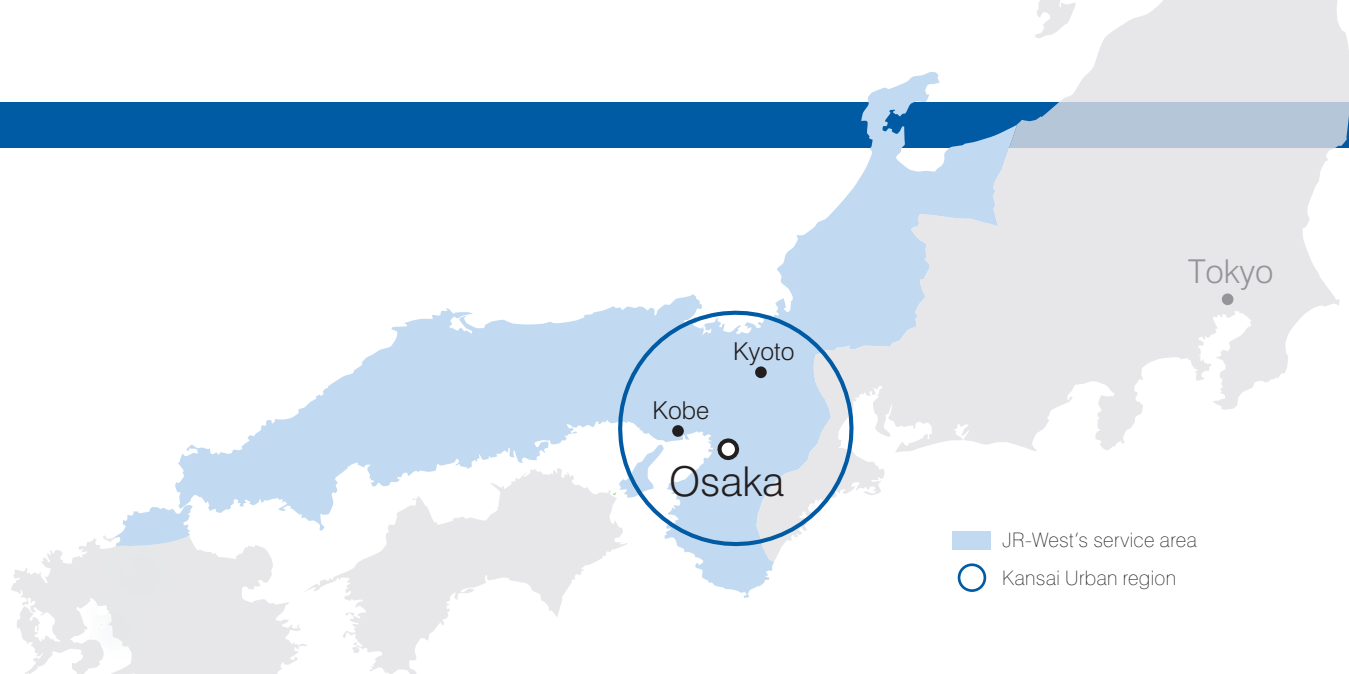
Other Conventional Lines

JR-West's other conventional lines consist of limited express and express service trains for intercity transport, local transport for commuting to and from work or school in such core urban areas as Hiroshima and Okayama, and local lines through less-populated areas.

➔ See page 17 for more details

RAILWAY OPERATIONS REVENUES by Service Category





ROUTE LENGTH



5,012.7 km

POPULATION



43 million

GDP



¥155 trillion



RETAIL BUSINESS

JR-West's retail business mainly targets railway passengers, consisting of convenience stores, specialty stores, and food and beverage establishments located in and around station buildings, as well as department stores.

➡ See page 20 for more details



REAL ESTATE BUSINESS

JR-West's real estate business consists of the management of shopping centers in station buildings and other facilities, operation of large station buildings at terminal stations, development of commercial facilities near station areas and underneath elevated tracks, and real estate sales and leasing operations for residential and urban development focused on railway lines.

➡ See page 21 for more details



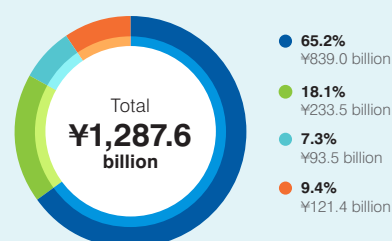
OTHER BUSINESSES

JR-West's other businesses consist of a travel agency business, a hotel business, as well as an advertising agency business, maintenance and engineering services, and other businesses to facilitate the smooth and efficient operation of the mainstay railway business.

➡ See page 22 for more details

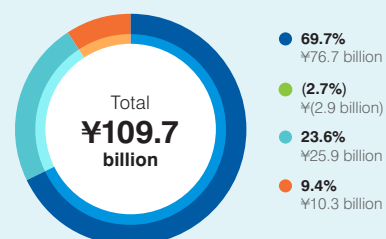
OPERATING REVENUES

by Business Segment (From Third Parties)
(Consolidated)



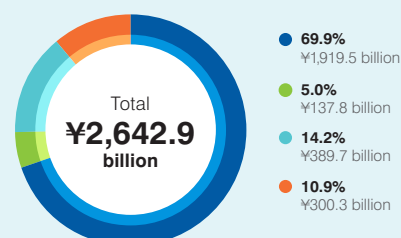
OPERATING INCOME (LOSS)*

by Business Segment (Consolidated)



TOTAL ASSETS

by Business Segment (Consolidated)



● Transportation Operations ● Retail Business ● Real Estate Business ● Other Businesses

* Retail business have been excluded.