

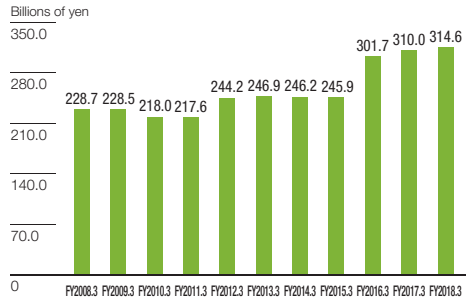
Business

# Non-Transportation Operations (Real Estate Business) As of March 31, 2018

## Shopping Center Operations

Shopping Centers (No. of facilities: 44)

SC tenant revenues



Note: Includes other segments and unconsolidated SC.

List of major SC

SC name	Date opened	Floor space
MARIER Toyama	Sept. 1987	8,300 m <sup>2</sup>
Kanazawa Hyakubangai	Mar. 1991	18,100 m <sup>2</sup>
Prism Fukui	Apr. 2005	2,800 m <sup>2</sup>
Kyoto Station Building Shop Street The CUBE	Oct. 1952	5,500 m <sup>2</sup>
Shopping Mall Kyoto Porta	Nov. 1980	10,200 m <sup>2</sup>
SUITA GREEN PLACE	June 2016	7,800 m <sup>2</sup>
ardel SHIN-OSAKA	Feb. 1965	5,300 m <sup>2</sup>
LUCUA osaka	May 2011	53,000 m <sup>2</sup>

SC name	Date opened	Floor space
EST	Nov. 1981	6,800 m <sup>2</sup>
Tennoji MIO	Sept. 1995	37,000 m <sup>2</sup>
Wakayama MIO	Mar. 1968	7,200 m <sup>2</sup>
MONtetMER	Oct. 1980	9,900 m <sup>2</sup>
Liv	Mar. 1989	14,200 m <sup>2</sup>
PLICO ROKKOMICHI	Nov. 1996	5,000 m <sup>2</sup>
piole AKASHI	Dec. 1964	9,200 m <sup>2</sup>
piole HIMEJI	Dec. 2008	24,400 m <sup>2</sup>

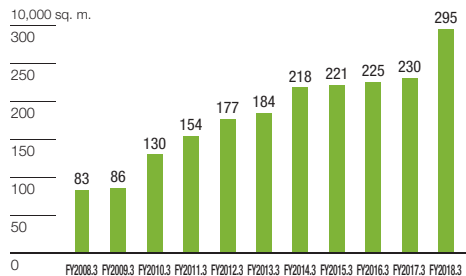
SC name	Date opened	Floor space
Okayama Ichi Ban Gai	Aug. 1974	8,100 m <sup>2</sup>
SUN STATION TERRACE OKAYAMA	Oct. 2006	8,200 m <sup>2</sup>
SUN STATION TERRACE FUKUYAMA	Nov. 2007	10,100 m <sup>2</sup>
SHAMINE MATSUE*	Oct. 1978	4,500 m <sup>2</sup>
SHAMINE TOTTORI*	Oct. 1979	2,600 m <sup>2</sup>
Hiroshima station building ASSE	Mar. 1965	10,300 m <sup>2</sup>
ekie	Oct. 2017	3,500 m <sup>2</sup>
ripie SHIMONOSEKI	Mar. 2014	2,500 m <sup>2</sup>

\* Retail Business Segment

## Real Estate Lease and Sale

Development of station buildings and surrounding areas of stations

Leasing space



List of major facilities

Commercial facilities

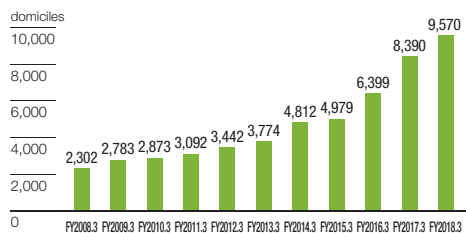
Facility name	Date opened	Floor space
VIERRA Otsu	Oct. 2016	2,200 m <sup>2</sup>
VIERRA Nara	Mar. 2012	5,300 m <sup>2</sup>
VIERRA Tsugaguchi	Apr. 2016	5,400 m <sup>2</sup>
VIERRA Morinomiya	Sept. 2013	4,000 m <sup>2</sup>
VIERRA Momodani	Aug. 2016	1,000 m <sup>2</sup>
VIERRA Kobe	Dec. 2003	6,600 m <sup>2</sup>
VIERRA Himeji	Dec. 2011	2,100 m <sup>2</sup>

Office buildings

Facility name	Date opened	Floor space
JR Kanazawa Station West Gate No.1 NK Building	June 2014	9,600 m <sup>2</sup>
Shin-Osaka Station Front Chuo Building	Feb. 1975	31,000 m <sup>2</sup>
North Gate Building (Office)	May 2011	21,000 m <sup>2</sup>
Port Side Dia Building	Jan. 2001	8,400 m <sup>2</sup>
JR Amagasaki Station North Gate NK Building	July 2009	13,600 m <sup>2</sup>
JR Kobe Station NK Building	Apr. 1968	14,300 m <sup>2</sup>
Hiroshima Inarimachi NK Building	May 1970	17,300 m <sup>2</sup>

Condominiums and detached houses

Number of condominiums completed (cumulative)



Note: Does not take into account business shares in joint ventures.

Major recent condominium properties

Property name	Date of delivery	Total units
J.GRAN LIBARAKI	Mar. 2016-	283
Maya City COMFORT	Mar. 2016-	105
GRACIA CITY KAWASAKI DAISHIGAWARA	June 2016-	558
Diasta Waseda Suwadori	Sept. 2016-	23
Diasta Musashino Midorinotei	Sept. 2016-	19

Property name	Date of delivery	Total units
Diasta Kajigaya Hills	Feb. 2017-	56
PROUD CITY TSUKAGUCHI MARK FOREST	Mar. 2017-	587
J.GRAN THE HONOR SHIMOGAMO TADASU NO MORI	June 2017-	99
Diasta Mio Fukumachi Urban	Sept. 2017-	96
Diasta Mio Tarumi Kaigan-dori	Sept. 2017-	28

